


SG 3840



INFORMATION PRODUIT

- **Mode de commande:** Tirage cordon
- **Gamme:** M - L
- **Installation:** Plafond, murale
- **Couleurs:** Blanc RAL 9016, Noir RAL 9005 ou Aluminium, couleurs spéciales possibles
- **Tissus:** Se référer à la collection tissu Silent Gliss

Caractéristiques:


- Glisseurs bi-composants
- Option Wave Glisseur bi-composants
- Cintrable

SPÉCIFICATION SYSTÈME

A. DIMENSIONS SYSTÈME



6 m



14 kg

Poids maximum du rideau avec glisseur bi-composants ou rouleur

	2 m	4 m	6 m
	12	11	10
	14	13	12
	9	8	7
	10	9	6
	6	5	4
	7	6	5
	5	4	3
	6	5	4

(kg max.)

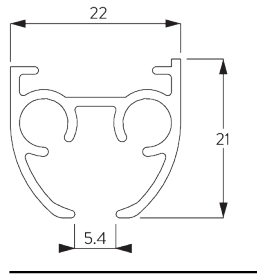
Poids maximum du rideau avec glisseur Wave bi-composants

	2 m	4 m	6 m
	5	8	7
	5	8	8
	5	6	5
	5	6	6
	4	3	-
	4	4	3
	3	2	-
	3	3	-

(kg max.)

B. PROFIL

Profil et information de cintrage

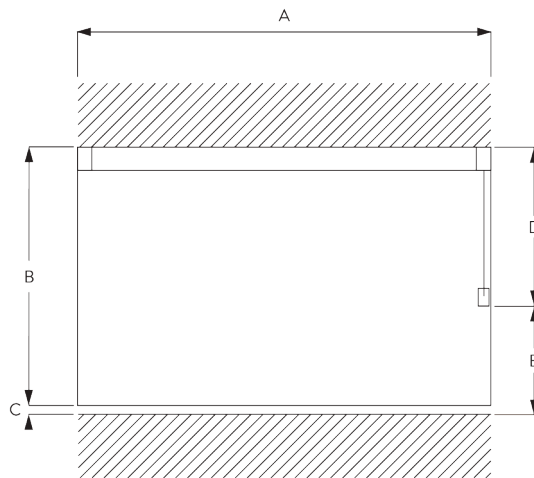


SG 3841

Profil

Rayon:
20 cm, >30 cm

C. PRISE DE MESURE



A: Largeur système

B: Hauteur système

C: Distance entre bas du rideau et le sol

D: Hauteur corde

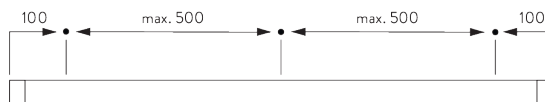
E: Sécurité SG 10731. min. 150 cm du sol

INSTALLATION

A. INSTRUCTION DE POSE

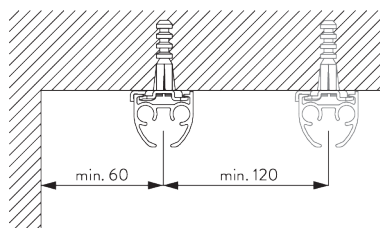
Pour des informations détaillées, se référer au site web Silent Gliss.

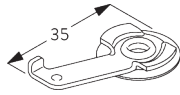
Points de fixation



B. FIXATION PLAFOND

Bride SG 3825

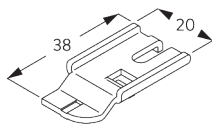
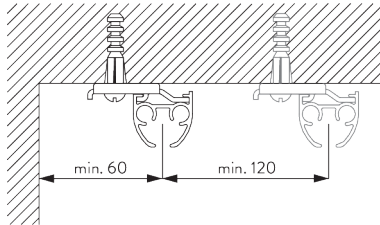




SG 3825

Bride

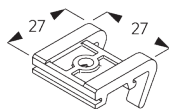
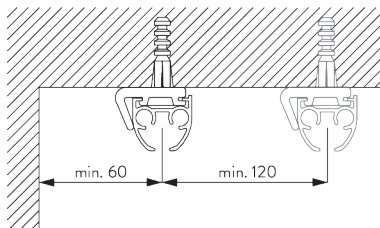
Support SG 3832



SG 3832

Support

Support SG 3826



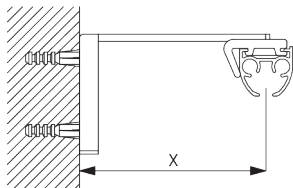
SG 3826

Support

C. FIXATION

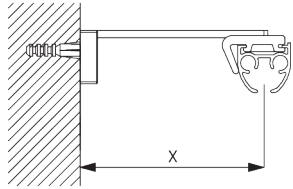
MURALE

Smart Fix

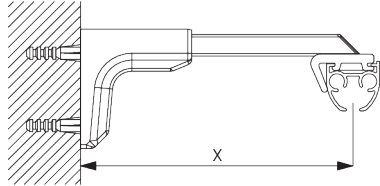


Smart Fix SG 11200 - SG 11205 et support SG 3826:
Vis SG 10492 (M4x8) nécessaire.

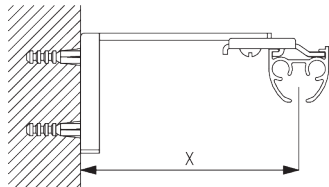
Smart Fix	X mm (SG 3826 / SG 3825)	X mm (SG 3832)
SG 11200 / SG 11210	52	70
SG 11201 / SG 11211	72	90
SG 11202 / SG 11212	92	110
SG 11203 / SG 11213	112	130
SG 11204 / SG 11214	142	160
SG 11205 / SG 11215	192	210
SG 11154	102 - 130	120 - 148
SG 11155	132 - 160	150 - 178
SG 11156	182 - 210	200 - 228



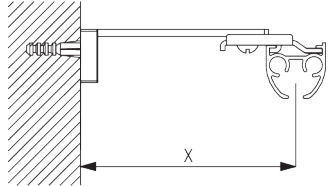
Square Smart Fix SG 11210 - SG 11215
et support SG 3826:
 Vis SG 10492 (M4x8) nécessaire.



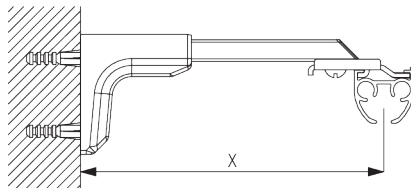
Universal Smart Fix SG 11154 - SG 11156
et support SG 3826:
 Vis SG 10277 (M4x12) nécessaire.



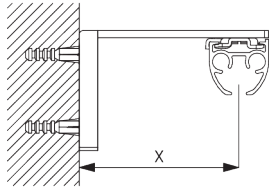
Smart Fix SG 11200 - SG 11205 et support SG 3832:
 Vis SG 10492 (M4x8) nécessaire.



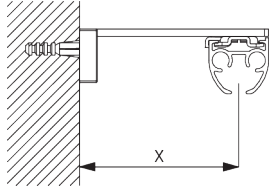
Square Smart Fix SG 11210 - SG 11215
et support SG 3832:
 Vis SG 10492 (M4x8) nécessaire.



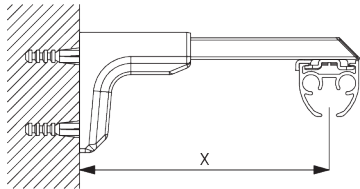
Universal Smart Fix SG 11154 - SG 11156
et support SG 3832:
 Vis SG 10407 (M4x10) nécessaire.



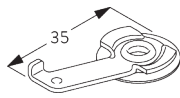
Smart Fix SG 11200 - SG 11205 et bride SG 3825:
Vis SG 10074 (M4x8) nécessaire.



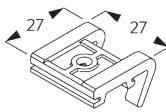
**Square Smart Fix SG 11210 - SG 11215
et bride SG 3825:**
Vis SG 10074 (M4x8) nécessaire.



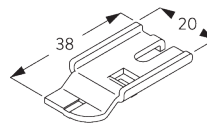
**Universal Smart Fix SG 11154 - SG 11156
et bride SG 3825:**
Vis SG 11158 (M4x12) nécessaire.



SG 3825
Bride



SG 3826
Support



SG 3832
Support



SG 10074
Vis M4x8



SG 10277
Vis M4x12



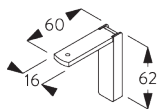
SG 10407
Vis M4X10



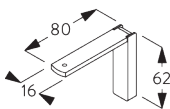
SG 10492
Vis M4x8



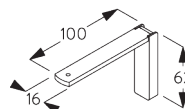
SG 11158
Vis M4x12



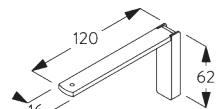
SG 11200
Smart Fix 60 mm



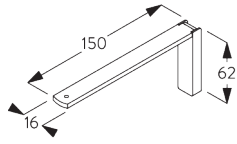
SG 11201
Smart Fix 80 mm



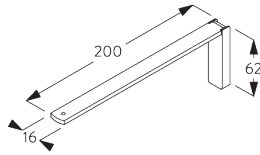
SG 11202
Smart Fix 100 mm



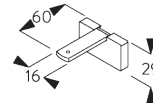
SG 11203
Smart Fix 120 mm



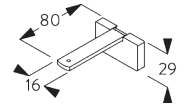
SG 11204
Smart Fix 150 mm



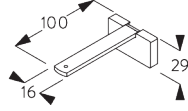
SG 11205
Smart Fix 200 mm



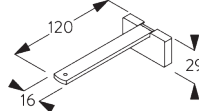
SG 11210
Square Smart Fix 60 mm



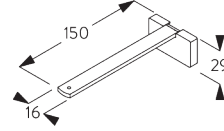
SG 11211
Square Smart Fix 80 mm



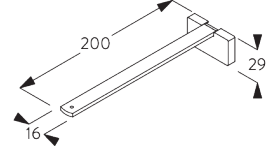
SG 11212
Square Smart Fix 100 mm



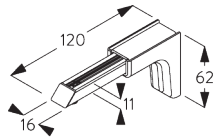
SG 11213
Square Smart Fix 120 mm



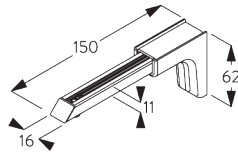
SG 11214
Square Smart Fix 150 mm



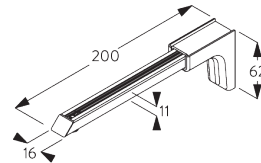
SG 11215
Square Smart Fix 200 mm



SG 11154
Universal Smart Fix 120 mm

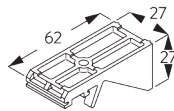
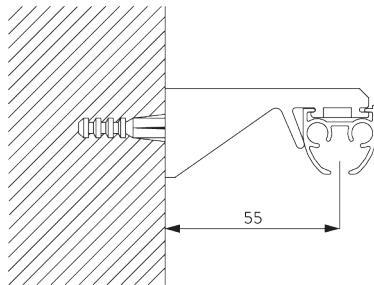


SG 11155
Universal Smart Fix 150 mm



SG 11156
Universal Smart Fix 200 mm

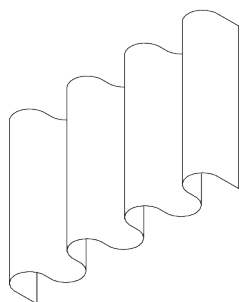
Support SG 3836



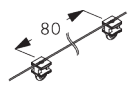
SG 3836
Support

OPTIONS SYSTÈME

A. WAVE



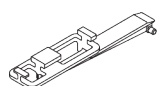
SG 11295



SG 11302

Composants standard:

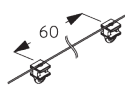
- SG 11295 Vis d'arrêt
- SG 11302 Glisseurs Wave bi-composants 80 mm



SG 6364



SG 6365



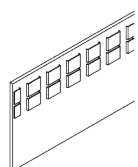
SG 11303

Composants en option (rayon >30 cm):


- SG 6364 Extension Wave
- SG 6365 Crochet Wave
- SG 11303 Glisseur Wave bi-composants 60 mm



SG 3582




SG 6349



SG 6363

Composants de rideaux:

- SG 3582 Crochet
- SG 6349 Ruban Wave transparent
- SG 6363 Ruban à repasser
- SG 10075 Fil à plomb 50 gr/m
- SG 10076 Barre de lestage

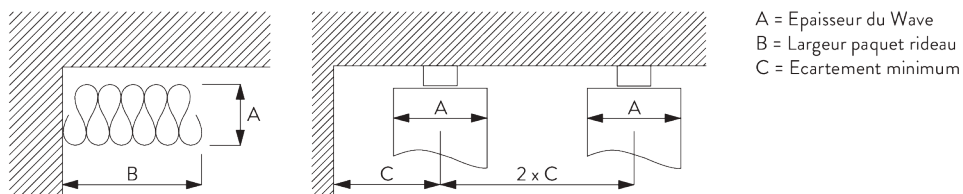


SG 10075



SG 10076

Paquet rideau Wave - Glisseur Bi-composants (standard)



A = Epaisseur du Wave
 B = Largeur paquet rideau
 C = Ecartement minimum

Glisseur Bi-composants SG 11302	Nombre de poches entre crochets	Ampleur rideau Approximative	Epaisseur du Wave A	Largeur paquet rideau B	Ecartement minimum C
80	6	~2.1	140	180 mm par ml de triangle	90
80	7	~2.3	160	180 mm par ml de triangle	100

Glisseur Bi-composants SG 11303	Nombre de poches entre crochets	Ampleur rideau Approximative	Epaisseur du Wave A	Largeur paquet rideau B	Ecartement minimum C
60	4	~2.1	100	230 mm par ml de triangle	70
60	5	~2.3	120	230 mm par ml de triangle	80

**Dimension paquet rideau B standard*




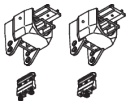
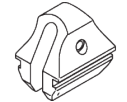
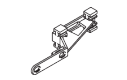
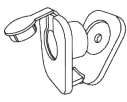
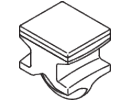
- simple rideau = plus 130 mm par rideau
- deux rideaux = plus 30 mm par rideau

**Dimension paquet rideau B option*






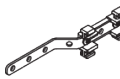



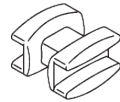





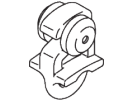


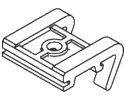

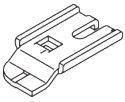
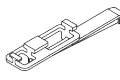
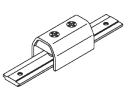
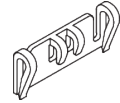
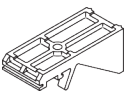
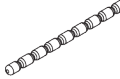

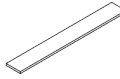
- simple rideau = plus 200 mm par rideau
- deux rideaux = plus 200 mm par rideau

ACCESSOIRES

A. ACCESSOIRES STANDARDS

	SG 3090 Corde ø 3.5 mm
	SG 3825 Bride
	SG 3841 Profil
	SG 3845 Set poulies
	SG 6086 Ressort d'arrêt delrin
	SG 6288 Chariot croisant
	SG 10731 Poulie de sécurité pour chaînette & cordon
	SG 11305 Glisseur Bi-composants pour couture directe

B. ACCESSOIRES EN OPTION

	SG 3012 Agrafe à coudre		SG 6053 Ressort d'arrêt
	SG 3091 Corde		SG 6057 Glisseur
	SG 3340 Contrepoids		SG 6063 Chariot croisant
	SG 3581 Agrafe		SG 6065 Fixateur avec oeillet
	SG 3582 Agrafe Delrin		SG 6082 Glisseur à coudre
	SG 3598 Agrafe		SG 6094 Rouleur
	SG 3599 Crochet pour galon à froncer		SG 6098 Rouleur
	SG 3735 Tendeur		SG 6283 Rouleur
	SG 3802 Pièce de raccord		SG 6349 Ruban Wave transparent
	SG 3826 Support		SG 6363 Ruban à repasser
	SG 3832 Support		SG 6364 Extension
	SG 3833 Poulie intermédiaire		SG 6365 Crochet Wave
	SG 3836 Support		SG 10075 Fil à plomb 50 gr/m
	SG 6004 Oeillet pour rouleur		SG 10076 Barre de lestage



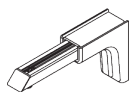
SG 10277
Vis M4x12



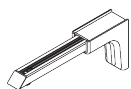
SG 10407
Vis M4X10




SG 10492
Vis M4x8



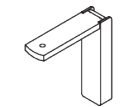
SG 11154
Universal Smart Fix 120 mm



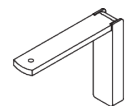
SG 11155
Universal Smart Fix 150 mm



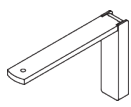
SG 11156
Universal Smart Fix 200 mm



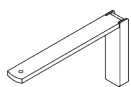
SG 11200
Smart Fix 60 mm



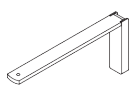
SG 11201
Smart Fix 80 mm



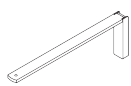
SG 11202
Smart Fix 100 mm



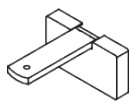
SG 11203
Smart Fix 120 mm



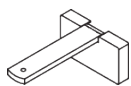
SG 11204
Smart Fix 150 mm



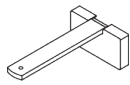
SG 11205
Smart Fix 200 mm



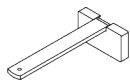
SG 11210
Square Smart Fix 60 mm



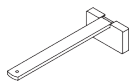
SG 11211
Square Smart Fix 80 mm



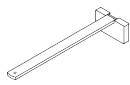
SG 11212
Square Smart Fix 100 mm



SG 11213
Square Smart Fix 120 mm



SG 11214
Square Smart Fix 150 mm



SG 11215
Square Smart Fix 200 mm



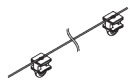
SG 11295
Arrêt




SG 11300
Glisseur Bi-composants



SG 11301
Glisseur Bi-composants en barrette



SG 11302
Glisseur Wave Bi-composants 80 mm



SG 11303
Glisseur Wave Bi-composants 60 mm

