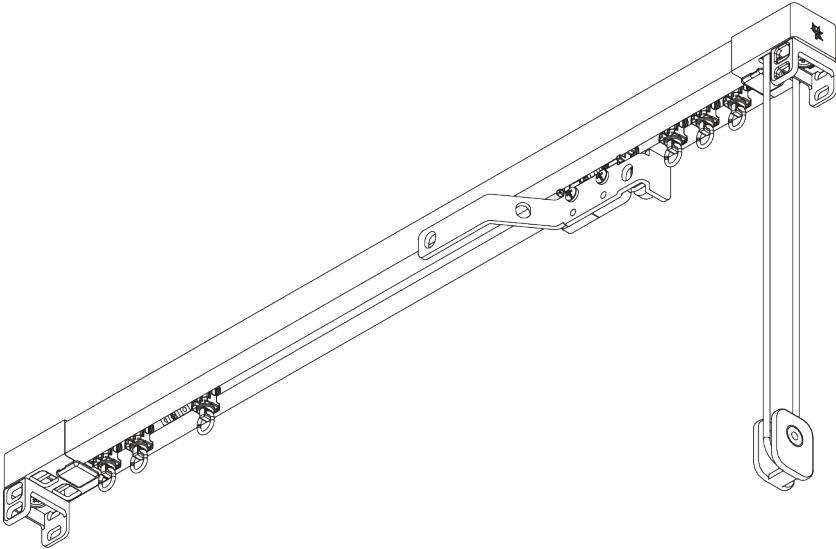



SG 3970



INFORMATION PRODUIT

- **Mode de commande:** Tirage cordon
- **Gamme:** M - L
- **Installation:** Plafond, murale, encastrée
- **Couleurs:** Blanc RAL 9016 ou Aluminium, couleurs spéciales possibles (profil d'encastrement uniquement en blanc RAL 9016 ou couleur spéciale)
- **Tissus:** Se référer à la collection tissu Silent Gliss

Caractéristiques:


- Glisseurs bi-composants
- Option Wave Glisseur bi-composants
- Cintrable
- Cintrable avec profil d'encastrement

SPÉCIFICATION SYSTÈME

A. DIMENSIONS SYSTÈME



15 m



38 kg

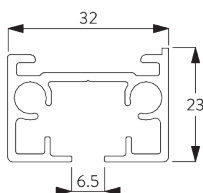
Poids maximum du rideau avec rouleurs bi-composants ou rouleurs Wave bi-composants

	2 m	4 m	6 m	8 m	10 m	12 m	15 m
	25	38	35	30	25	20	15
	25	38	35	30	25	20	15
	25	30	25	20	18	15	10
	25	30	25	20	18	15	10
	13	16	13	11	10	8	6
	13	16	13	11	10	8	6
	11	13	11	10	9	7	-
	11	13	11	10	9	7	-

(kg max.)

B. PROFIL

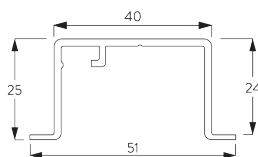
Profil et information de cintrage



SG 3971

Profil

✓ Rayon: >25 cm

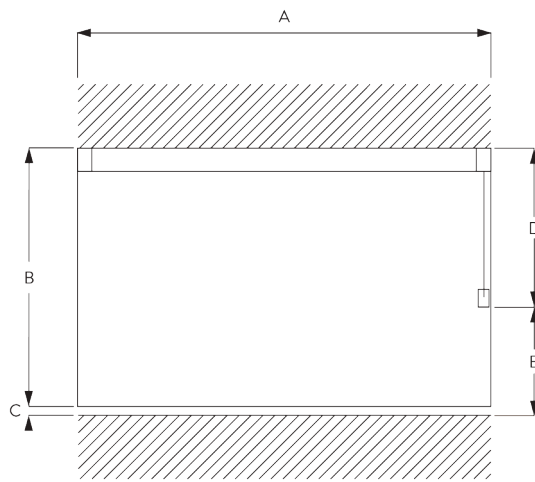


SG 10862

Profil d'encastrement

✓ Rayon: 50 - 75 cm
>75 cm sur demande

C. PRISE DE MESURE



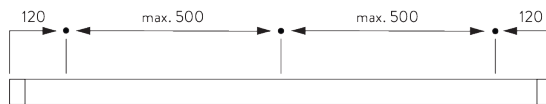
A: Largeur système
B: Hauteur système
C: Distance entre bas du rideau et le sol
D: Hauteur corde
E: Sécurité SG 10731. min. 150 cm du sol

INSTALLATION

A. INSTRUCTION DE POSE

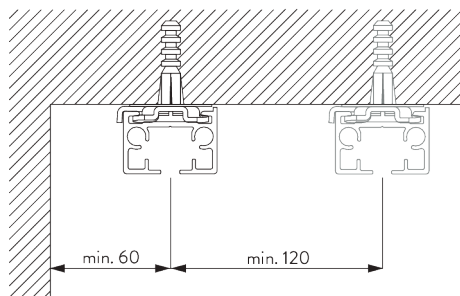
Pour des informations détaillées, se référer au site web *Silent Gliss*.

Points de fixation



B. FIXATION PLAFOND

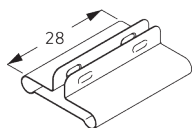
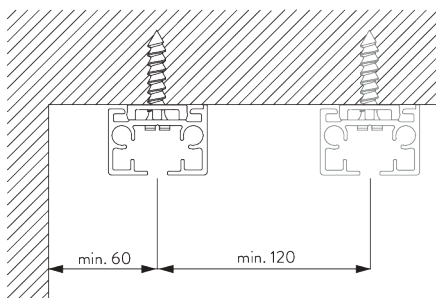
Bride SG 3004



SG 3004

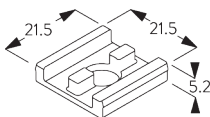
Bride

Fixation directe plafond



SG 7002

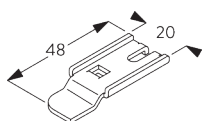
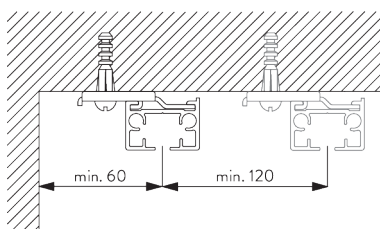
Protecteur de profil



SG 10865

Clip pour montage

Support SG 3041

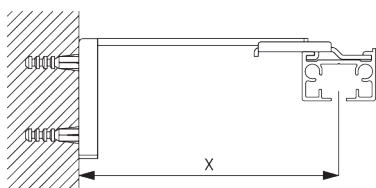


SG 3041

Support

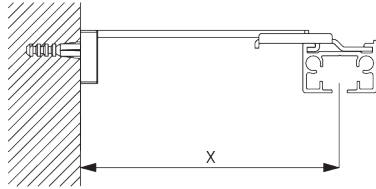
C. FIXATION MURALE

Smart Fix

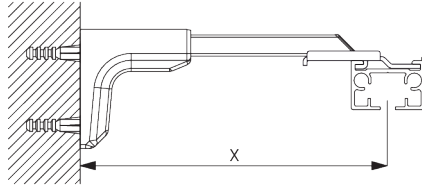


Smart Fix SG 11200 - SG 11205 et support SG 3041:
Vis SG 10492 (M4x8) nécessaire.

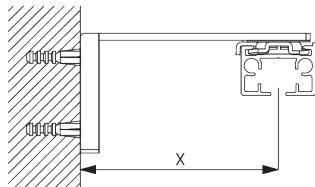
Smart Fix	X mm (SG 3041)	X mm (SG 3004)
SG 11200 / SG 11210	83	
SG 11201 / SG 11211	103	72
SG 11202 / SG 11212	123	92
SG 11203 / SG 11213	143	112
SG 11204 / SG 11214	173	142
SG 11205 / SG 11215	223	192
SG 11154	128 - 156	102 - 130
SG 11155	158 - 186	132 - 160
SG 11156	208 - 236	182 - 210



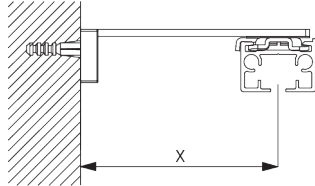
Square Smart Fix SG 11210 - SG 11215
et support SG 3041:
 Vis SG 10492 (M4x8) nécessaire.



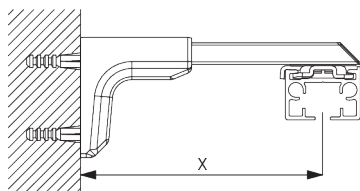
Universal Smart Fix SG 11154 - SG 11156
et support SG 3041:
 Vis SG 10407 (M4x10) nécessaire.



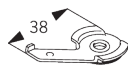
Smart Fix SG 11201 - SG 11205 et bride SG 3004:
 Vis SG 10074 (M4x8) nécessaire.



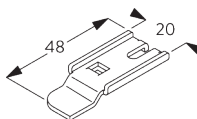
Square Smart Fix SG 11211 - SG 11215
et bride SG 3004:
 Vis SG 10074 (M4x8) nécessaire.



Universal Smart Fix SG 11154 - SG 11156
et bride SG 3004:
 Vis SG 11158 (M4x12) nécessaire.



SG 3004
 Bride



SG 3041
 Support



SG 10074
 Vis M4x8



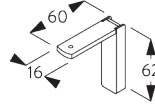
SG 10407
 Vis M4X10



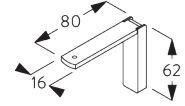
SG 10492
Vis M4x8



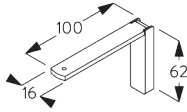
SG 11158
Vis M4x12



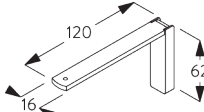
SG 11200
Smart Fix 60 mm



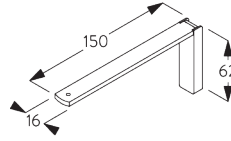
SG 11201
Smart Fix 80 mm



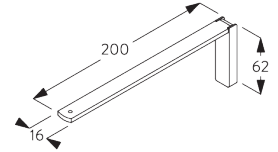
SG 11202
Smart Fix 100 mm



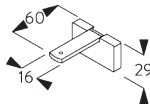
SG 11203
Smart Fix 120 mm



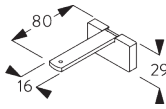
SG 11204
Smart Fix 150 mm



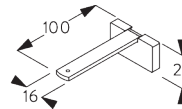
SG 11205
Smart Fix 200 mm



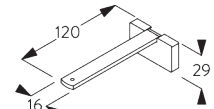
SG 11210
Square Smart Fix 60 mm



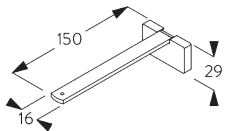
SG 11211
Square Smart Fix 80 mm



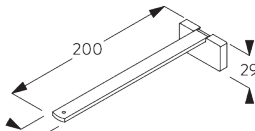
SG 11212
Square Smart Fix 100 mm



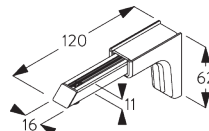
SG 11213
Square Smart Fix 120 mm



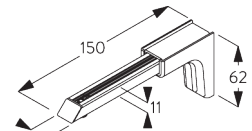
SG 11214
Square Smart Fix 150 mm



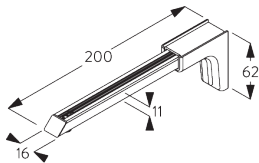
SG 11215
Square Smart Fix 200 mm



SG 11154
Universal Smart Fix 120 mm



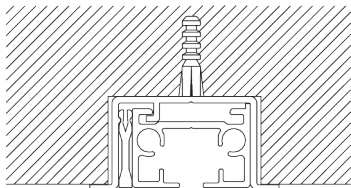
SG 11155
Universal Smart Fix 150 mm



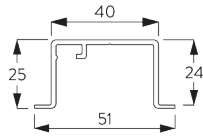
SG 11156
Universal Smart Fix 200 mm

D. FIXATION **ENCASTREE**

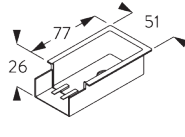
Profil d'encastrement **SG 10862**



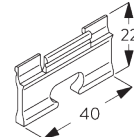
Une cale de blocage SG 5118 par point de fixation.
Pour des informations détaillées sur l'installation encastrée,
se référer au site Silent Gliss.



SG 10862
Profil d'encastrement



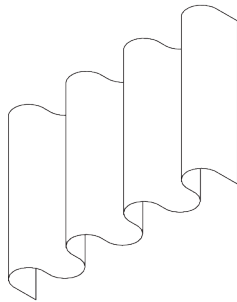
SG 10864
Masque profil d'encastrement



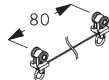
SG 5118
Pièce de blocage

OPTIONS SYSTÈME

A. WAVE



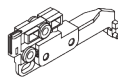
SG 11295



SG 10852



SG 6365



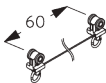
SG 10845



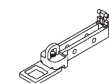
SG 10854



SG 10867



SG 10869



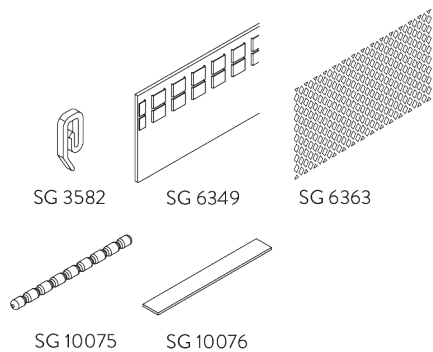
SG 10887

Composants standard:

- SG 11295 Vis d'arrêt
- SG 10852 Rouleur Wave bi-composants 80 mm

Optional components:

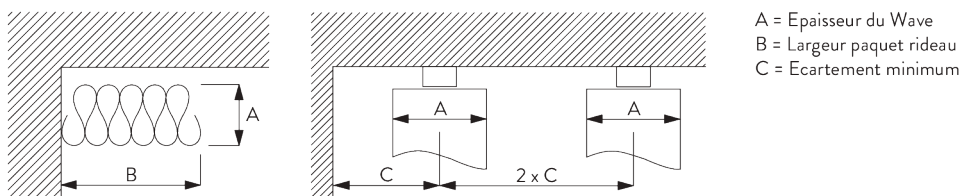
- SG 6365 Crochet Wave
- SG 10845 Conducteur Wave 1 rideau 80 mm
- SG 10854 Support de chariot Wave
- SG 10867 Vis M4x16
- SG 10869 Rouleur Wave bi-composants 60 mm (seulement deux rideaux)
- SG 10887 Extension Wave



Composants de rideaux:

- SG 3582 Crochet
- SG 6349 Ruban Wave transparent
- SG 6363 Ruban à repasser
- SG 10075 Fil à plomb 50 gr/m
- SG 10076 Barre de lestage

Paquet rideau Wave - Rouler Bi-composants (standard)



A = Epaisseur du Wave
 B = Largeur paquet rideau
 C = Ecartement minimum

Rouler Bi-composants SG 10852	Nombre de poches entre crochets	Ampleur rideau Approximative	Epaisseur du Wave A	Largeur paquet rideau B*	Ecartement minimum C
80	6	~2.1	140	210 mm par ml de triangle	90
80	7	~2.3	160	210 mm par ml de triangle	100

Rouler Bi-composants SG 10869	Nombre de poches entre crochets	Ampleur rideau Approximative	Epaisseur du Wave A	Largeur paquet rideau B*	Ecartement minimum C
60	4	~2.1	100	260 mm par ml de triangle	70
60	5	~2.3	120	260 mm par ml de triangle	80

*Dimension paquet rideau B standard



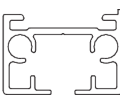
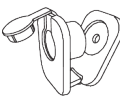
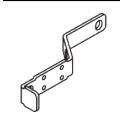
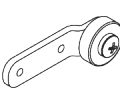


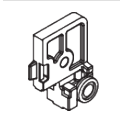
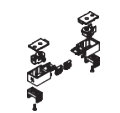
- simple rideau = plus 140 mm par rideau
- deux rideaux = plus 40 mm par rideau

*Dimension paquet rideau B option


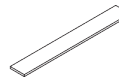
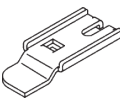




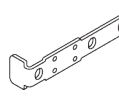

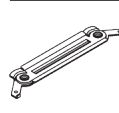

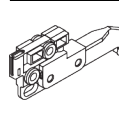
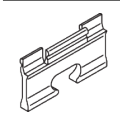
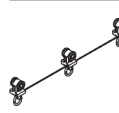

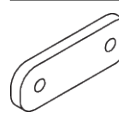

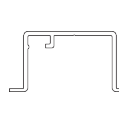

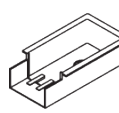
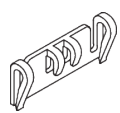
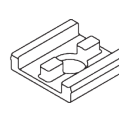
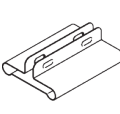


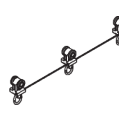

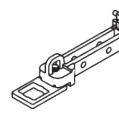
- simple rideau = n/a
- deux rideaux = plus 150 mm par rideau

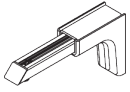
ACCESSOIRES

A. ACCESSOIRES STANDARDS

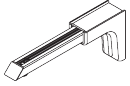
	SG 3004 Bride
	SG 3090 Corde ø 3.5 mm
	SG 3971 Profil
	SG 10731 Poulie de sécurité pour chaînette & cordon
	SG 10821 Chariot recouvrement
	SG 10826 Support de chariot d'entraînement
	SG 10840 Rouleur bi-composant
	SG 10923 Vis M4x12 pour connecteur bande
	SG 11314 Conducteur
	SG 11315 Set poulies

B. ACCESSOIRES EN OPTION

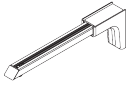
	SG 3012 Agrafe à coudre		SG 10076 Barre de lestage
	SG 3041 Support		SG 10407 Vis M4X10
	SG 3340 Contrepoids		SG 10492 Vis M4x8
	SG 3581 Agrafe		SG 10820 Chariot droit
	SG 3582 Agrafe Delrin		SG 10831 Pièce de raccordement
	SG 3735 Tendeur		SG 10845 Conducteur Wave 1 rideau 80 mm
	SG 5118 Pièce de blocage		SG 10852 Rouleur Wave Bi-composants 80 mm
	SG 6005 Agrafe métallique		SG 10854 Support de chariot Wave
	SG 6349 Ruban Wave transparent		SG 10862 Profil d'encastrement
	SG 6363 Ruban à repasser		SG 10864 Masque profil d'encastrement
	SG 6365 Crochet Wave		SG 10865 Clip pour montage
	SG 7002 Protecteur de profil		SG 10867 Vis M4x16
	SG 10074 Vis M4x8		SG 10869 Rouleur Wave Bi-composants 60 mm
	SG 10075 Fil à plomb 50 gr/m		SG 10887 Extension Wave




SG 11154
Universal Smart Fix 120 mm



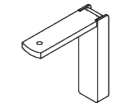
SG 11155
Universal Smart Fix 150 mm



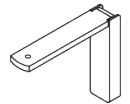
SG 11156
Universal Smart Fix 200 mm



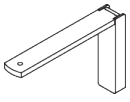
SG 11158
Vis M4x12



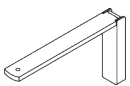
SG 11200
Smart Fix 60 mm



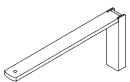
SG 11201
Smart Fix 80 mm



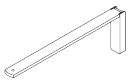
SG 11202
Smart Fix 100 mm



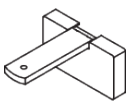
SG 11203
Smart Fix 120 mm



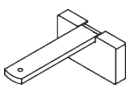
SG 11204
Smart Fix 150 mm



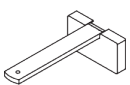
SG 11205
Smart Fix 200 mm



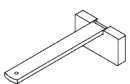
SG 11210
Square Smart Fix 60 mm



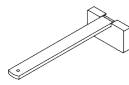
SG 11211
Square Smart Fix 80 mm



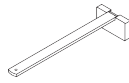
SG 11212
Square Smart Fix 100 mm



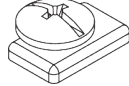
SG 11213
Square Smart Fix 120 mm



SG 11214
Square Smart Fix 150 mm



SG 11215
Square Smart Fix 200 mm



SG 11295
Arrêt

