


SG 6100



INFORMATION PRODUIT

- **Mode de commande:** Tirage main
- **Gamme:** S - L
- **Installation:** Suspente, Plafond, murale
- **Couleurs:** Blanc RAL 9016, Noir RAL 9005 ou Aluminium, couleurs spéciales possibles
- **Tissus:** Se référer à la collection tissu Silent Gliss

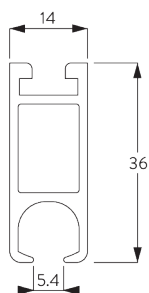
Caractéristiques:

- Rail de séparation universel
- Glisseurs Bi-Composants
- Glisseurs Wave Bi-Composants
- Installation en suspension
- Plusieurs formes possibles
- Cintrable

SPÉCIFICATION SYSTÈME

A. PROFIL

Profil et information de cintrage

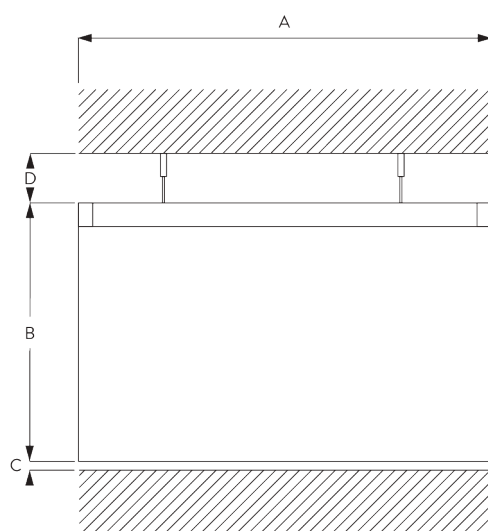


SG 6101

Profil

✓ Rayon:
20 cm, >25 cm

B. PRISE DE MESURE



A: Largeur système

B: Hauteur système

C: Distance entre bas du rideau et le sol

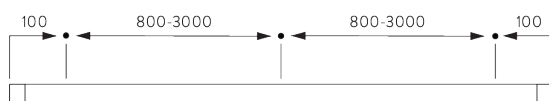
D: Distance entre le plafond et le système

INSTALLATION

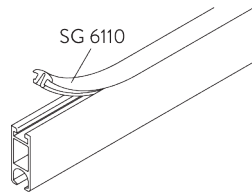
A. INSTRUCTION DE POSE

Pour des informations détaillées, se référer au site web Silent Gliss.

Points de fixation

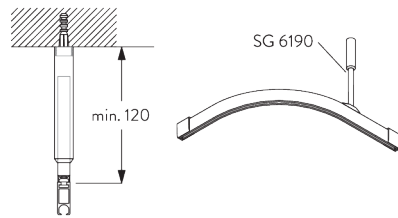


Joint de recouvrement

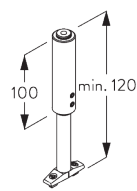


**B. FIXATION
PLAFOND**

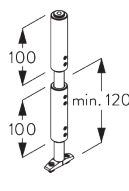
**Suspension SG 6190 /
SG 6196**



Ou variante avec suspension double SG 6196.

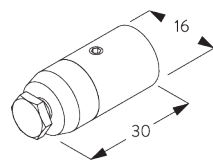
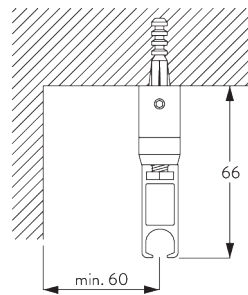


SG 6190
Suspension



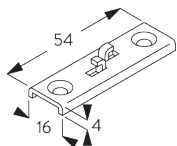
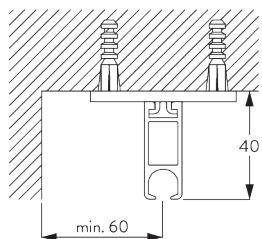
SG 6196
Suspension double

**Mini suspension
SG 6175**



SG 6175
Mini suspension

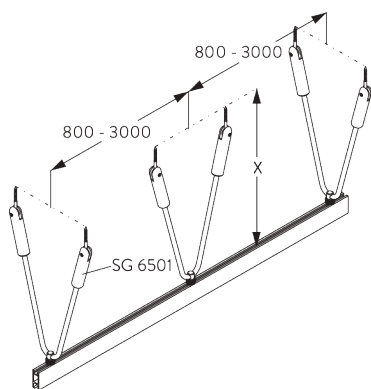
Support SG 6124



SG 6124

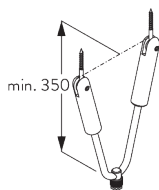
Support

Suspension V



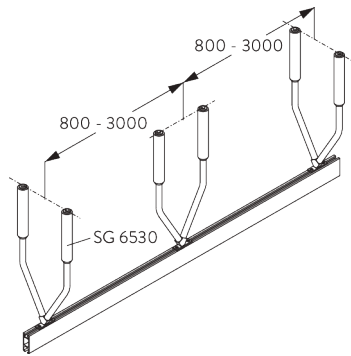
SG 6501:

Les suspensions V (25°-35°) procurent une stabilité latérale complémentaire.



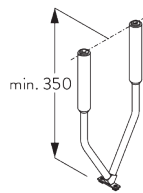
SG 6501

Suspension V complet équipé



SG 6530:

Les suspensions V (25°-35°) procurent une stabilité latérale complémentaire.

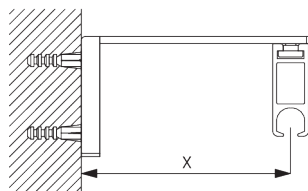


SG 6530

Suspension V complet équipé

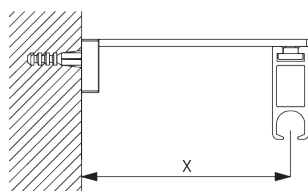
**C. FIXATION
MURALE**

Smart Fix



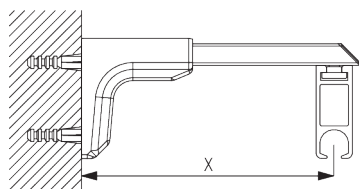
Smart Fix avec fente SG 11206 - SG 11208:

Vis SG 10492 (M4x8) nécessaire.



Square Smart Fix avec fente SG 11216 - SG 11218:

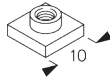
Vis SG 10492 (M4x8) nécessaire.



Universal Smart Fix SG 11154 - SG 11156:

Vis SG 11131 (M4x6) nécessaire.

Smart Fix	X mm
SG 11206 / SG 11216	33 - 51
SG 11207 / SG 11217	53 - 71
SG 11208 / SG 11218	73 - 91
SG 11154	102 - 130
SG 11155	132 - 160
SG 11156	182 - 210



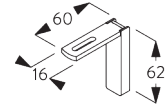
SG 6117
Ecrou



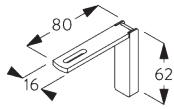
SG 10492
Vis M4x8



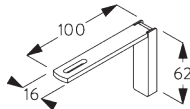
SG 11131
Vis M4x6



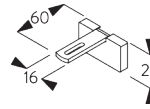
SG 11206
Smart Fix 60 mm avec fente



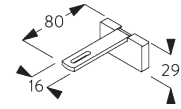
SG 11207
Smart Fix 80 mm avec fente



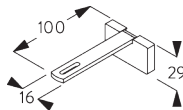
SG 11208
Smart Fix 100 mm avec fente



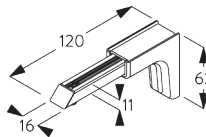
SG 11216
Square Smart Fix 60 mm avec fente



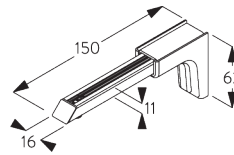
SG 11217
Square Smart Fix 80 mm avec fente



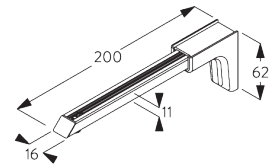
SG 11218
Square Smart Fix 100 mm avec fente



SG 11154
Universal Smart Fix 120 mm

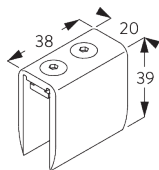
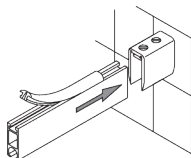


SG 11155
Universal Smart Fix 150 mm

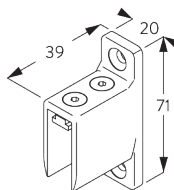


SG 11156
Universal Smart Fix 200 mm

Support mural SG 6610 & SG 6614



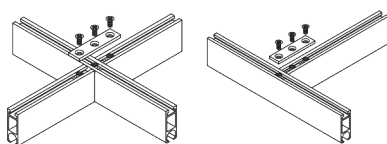
SG 6610
Support mural

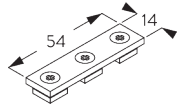


SG 6614
Support mural

D. PROFILE DE JONCTION

Pièces de raccord SG 6123

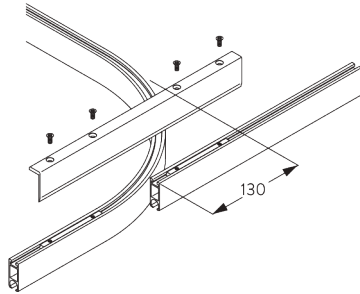
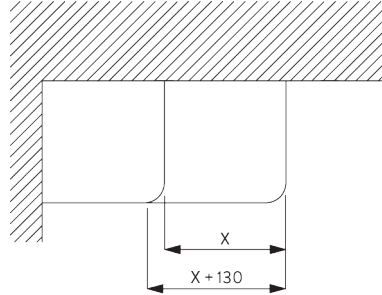




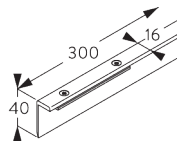
SG 6123

Plaque d'assemblage

**Pièce de raccord
SG 6512**



Remarque: assurez-vous de joindre un croquis!

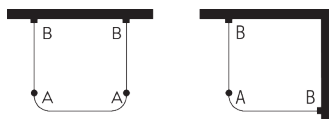


SG 6512

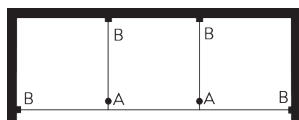
Pièce de raccord

OPTIONS SYSTÈME

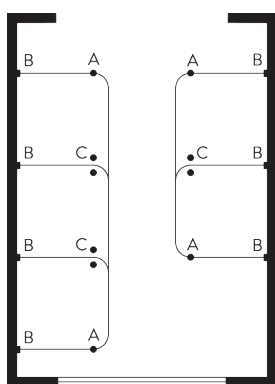
A. OPTIONS DE FORMES



A: Tige de suspension
B: Support mural

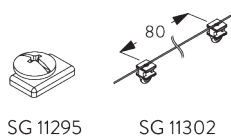
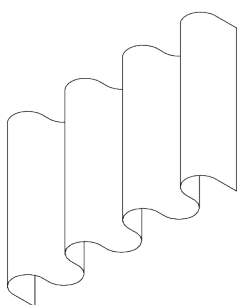


A: Tige de suspension
B: Support mural



A: Tige de suspension
B: Support mural
C: Suspension V

B. WAVE

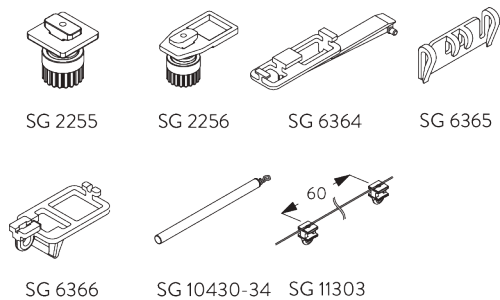


SG 11295

SG 11302

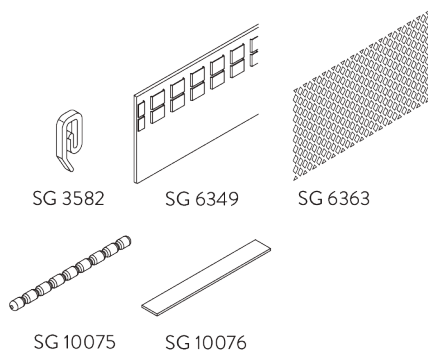
Composants standard:

- SG 11295 Vis d'arrêt
- SG 11302 Glisseurs Wave bi-composants 80 mm



Composants en option (rayon >25 cm):

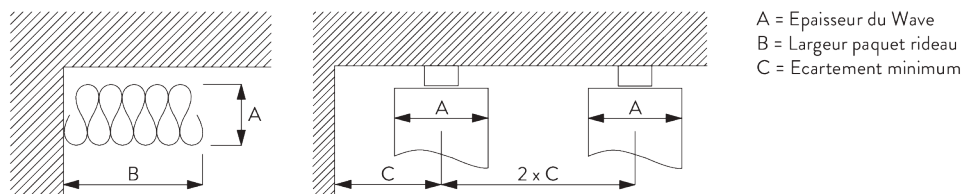
- SG 2255 Frein
- SG 2256 Frein
- SG 6364 Extension Wave
- SG 6365 Crochet Wave
- SG 6366 Chariot Wave pour lance rideau
- SG 10430-34 Lance rideau
- SG 11303 Glisseur Wave bi-composants 60 mm



Composants de rideaux:

- SG 3582 Crochet
- SG 6349 Ruban Wave transparent
- SG 6363 Ruban à repasser
- SG 10075 Fil à plomb 50 gr/m
- SG 10076 Barre de lestage

Paquet rideau Wave - Glisseur Bi-composants (standard)



A = Epaisseur du Wave
 B = Largeur paquet rideau
 C = Ecartement minimum

Glisseur Bi-composants SG 11302	Nombre de poches entre crochets	Ampleur rideau Approximative	Epaisseur du Wave A	Largeur paquet rideau B*	Ecartement minimum C
80	6	~2.1	140	180 mm par ml de tringle	90
80	7	~2.3	160	180 mm par ml de tringle	100

Glisseur Bi-composants SG 11303	Nombre de poches entre crochets	Ampleur rideau Approximative	Epaisseur du Wave A	Largeur paquet rideau B*	Ecartement minimum C
60	4	~2.1	100	230 mm par ml de tringle	70
60	5	~2.3	120	230 mm par ml de tringle	80

*Largeur paquet rideau B lors de l'utilisation du bras d'extension SG 6364 augmente de 150 mm par rideau!

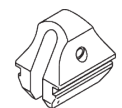
ACCESSOIRES

A. ACCESSOIRES STANDARDS



SG 6065

Fixateur avec oeillet



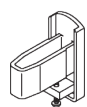
SG 6086

Ressort d'arrêt delrin



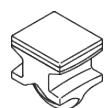
SG 6101

Profil



SG 6611

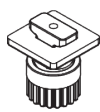
Embout



SG 11305

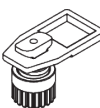
Glisseur Bi-composants pour couture directe

B. ACCESSOIRES EN OPTION



SG 2255

Frein



SG 2256

Frein



SG 3012

Agrafe à coudre



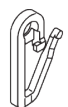
SG 3581

Agrafe



SG 3582

Agrafe Delrin



SG 3598

Agrafe



SG 3599

Crochet pour galon à froncer



SG 6004

Oeillet pour rouleur



SG 6005

Agrafe métallique



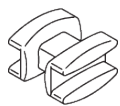
SG 6053

Ressort d'arrêt



SG 6057

Glisseur



SG 6082

Glisseur à coudre



SG 6094

Rouleur



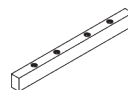
SG 6098

Rouleur



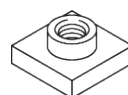
SG 6110

Joint de recouvrement



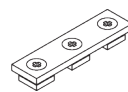
SG 6112

Pont de connexion



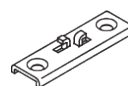
SG 6117

Ecrrou




SG 6123

Plaque d'assemblage



SG 6124

Support



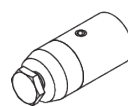
SG 6143

Glisseur 6144 en barrette de 20



SG 6146

Crochet pour 3533



SG 6175

Mini suspension



SG 6190

Suspension



SG 6196

Suspension double



SG 6240

Rouleur



SG 6283

Rouleur



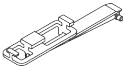


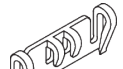








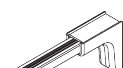

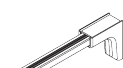
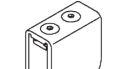
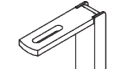
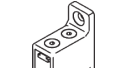






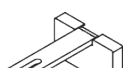

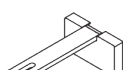




SG 6349

Ruban Wave transparent



SG 6363

Ruban à repasser

	SG 6364 Extension		SG 10434 Lance rideau aluminium avec crochet, 150 cm		SG 11301 Glisseur Bi-composants en barrette
	SG 6365 Crochet Wave		SG 10492 Vis M4x8		SG 11302 Glisseur Wave Bi-composants 80 mm
	SG 6366 Chariot pour lance rideau		SG 11131 Vis M4x6		SG 11303 Glisseur Wave Bi-composants 60 mm
	SG 6501 Suspension V complet équipé		SG 11154 Universal Smart Fix 120 mm		
	SG 6512 Pièce de raccord		SG 11155 Universal Smart Fix 150 mm		
	SG 6530 Suspension V complet équipé		SG 11156 Universal Smart Fix 200 mm		
	SG 6610 Support mural		SG 11206 Smart Fix 60 mm avec fente		
	SG 6614 Support mural		SG 11207 Smart Fix 80 mm avec fente		
	SG 10075 Fil à plomb 50 gr/m		SG 11208 Smart Fix 100 mm avec fente		
	SG 10076 Barre de lestage		SG 11216 Square Smart Fix 60 mm avec fente		
	SG 10430 Lance rideau aluminium avec crochet, 50cm		SG 11217 Square Smart Fix 80 mm avec fente		
	SG 10431 Lance rideau aluminium avec crochet, 75 cm		SG 11218 Square Smart Fix 100 mm avec fente		
	SG 10432 Lance rideau aluminium avec crochet, 100 cm		SG 11295 Arrêt		
	SG 10433 Lance rideau aluminium avec crochet, 125 cm		SG 11300 Glisseur Bi-composants		

