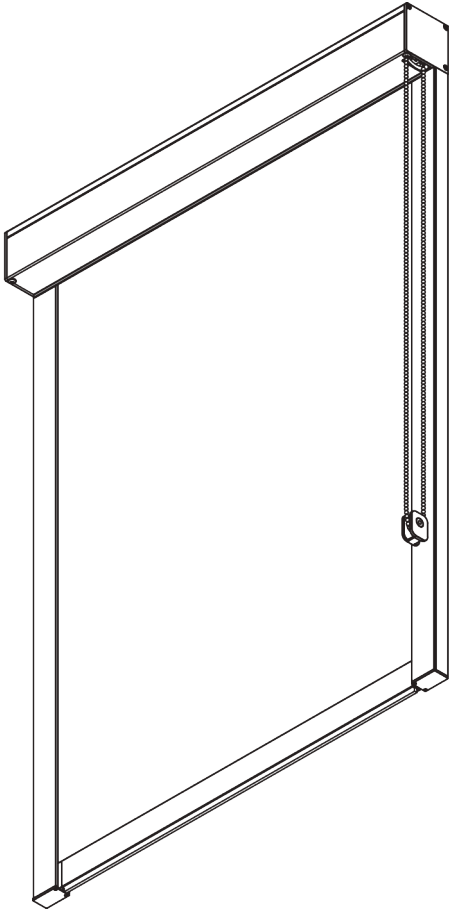


SG 4710



PRODUKTINFORMATIONEN

- **Bedienung:** Kette
- **Grösse:** S
- **Montage:** Decke, Wand, Nische
- **Farben:** weiss RAL 9016 oder schwarz RAL 9005, Sonderfarben möglich
- **Stoffe:** siehe Silent Gliss Stoffkollektion

Merkmale:

- Zip Technologie
- Rostfreie Stahlkugellkette
- 2:1 Kettenantrieb
- 40 mm Seitenprofile, vorgebohrte Träger Positionierungen

SYSTEMSPEZIFIKATIONEN

A. MASSE / GEWICHT



1.6 m



65 cm



1.6 m



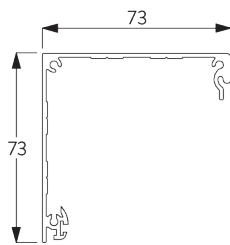
2.5 m²



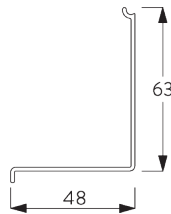
2 kg

B. PROFIL

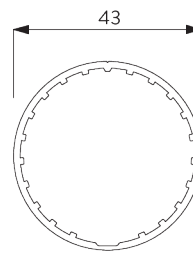
Profilinformationen



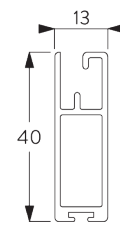
SG 10994
Kassettengehäuse 73 mm



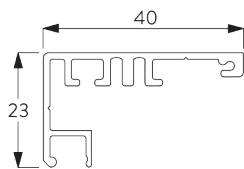
SG 10995
Kassettendeckel 73 mm



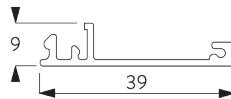
SG 10532
Rohr ø 43 mm



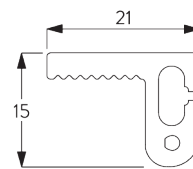
SG 10993
Beschwerung



SG 11418
Seitliche Führungsschiene



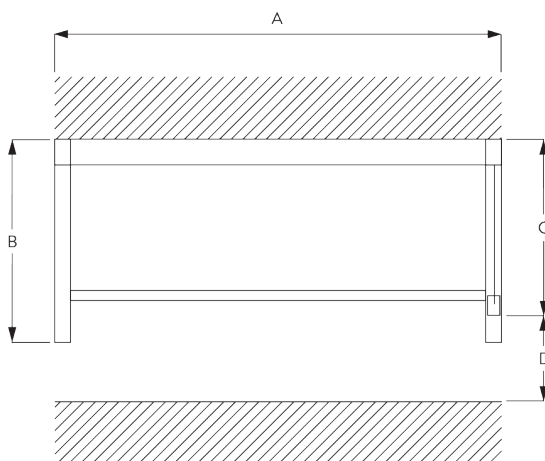
SG 11419
Seitliche Abdeckung



SG 11421
Zip-Profil

C. MASSAUFNAHME

Untermontage



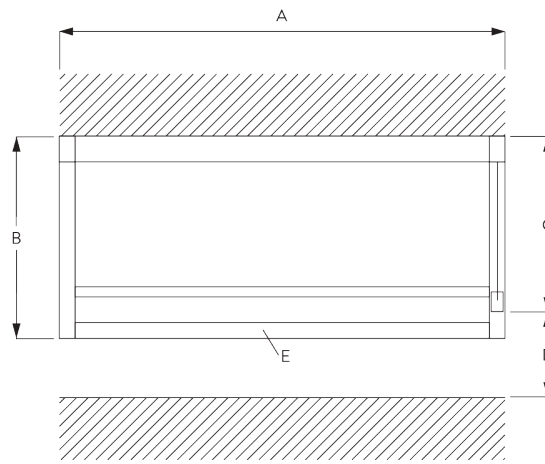
A: Systembreite

B: Systemhöhe

C: Kettenhöhe

D: Kindersicherung SG 10731 min. 150 cm über Boden

Aufmontage



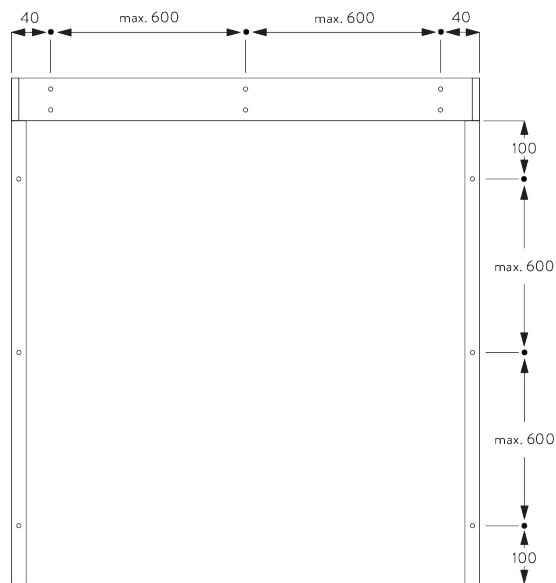
- A: Systembreite
- B: Systemhöhe
- C: Kettenhöhe
- D: Kindersicherung SG 10731 min. 150 cm über Boden
- E: Optional: Abschlussprofil (SG 11418 / SG 11419)

MONTAGE

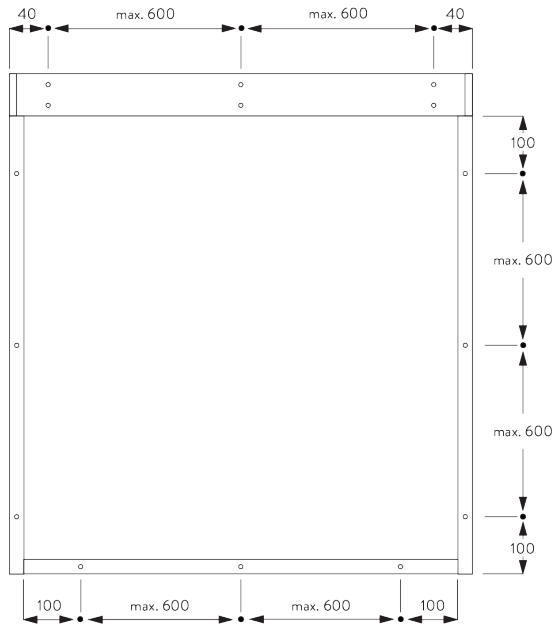
A. MONTAGE- INFORMATIONEN

Detaillierte Montageinformationen siehe
Silent Gliss Website

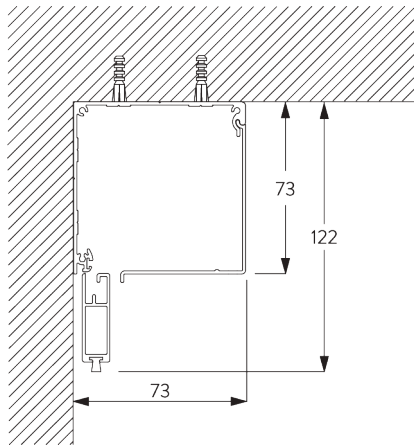
Montagepunkte - Decken-/ Untermontage



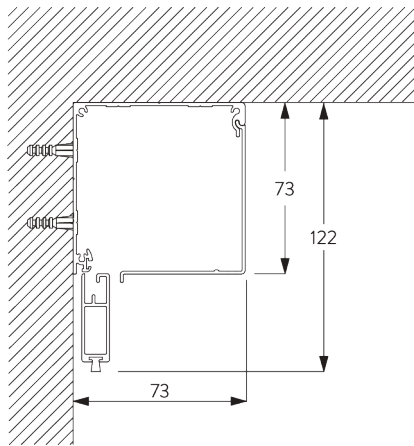
**Montagepunkte -
Wand-/Aufmontage**



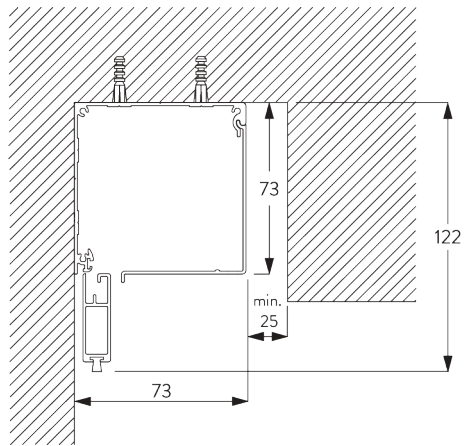
**B. DECKEN-/
UNTERMONTAGE**



**C. WAND-/
AUFMONTAGE**

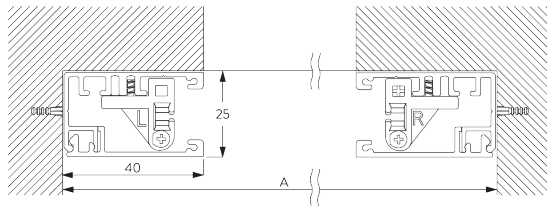


**D. NISCHEN-
MONTAGE**



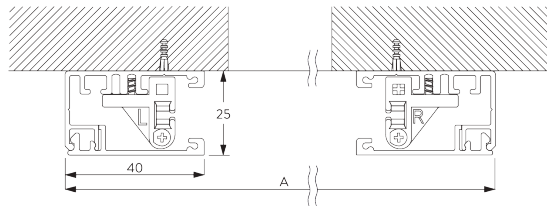
**E. SEITENPROFILE
SG 11418 / SG 11419**

Untermontage



A: Systembreite



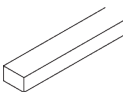
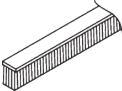

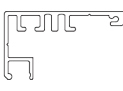
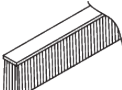


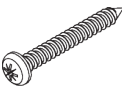
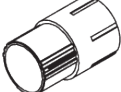
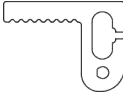
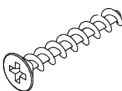
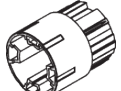
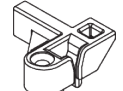




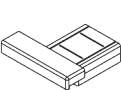
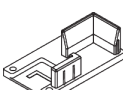

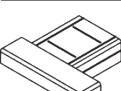
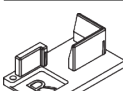

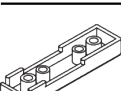
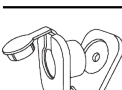

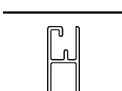
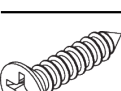
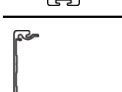
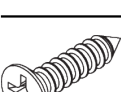
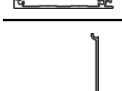
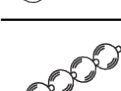
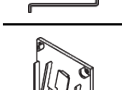
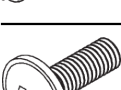
Aufmontage



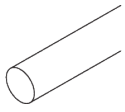
A: Systembreite

KOMPONENTEN

A. STANDARD KOMPONENTEN

	SG 4226 Doppelklebeband 30 mm		SG 11005 Enddeckel rechts 73 mm		SG 11060 Schaumklebeband
	SG 4508 Bürste 5x7 mm		SG 11010 Clip		SG 11418 Seitliche Führungsschiene
	SG 4509 Bürste 5x12 mm		SG 11011 Clip		SG 11419 Seitliche Abdeckung
	SG 6791 Linsenschraube 3.9x32		SG 11014 Rohradapter		SG 11421 Zip-Profil
	SG 6933 PT Senkkopfschraube KA25x16		SG 11015 Rohradapter		SG 11473 Zip Führung links
	SG 6936 PT Senkkopfschraube KA22x10		SG 11025 Zip		SG 11474 Zip Führung rechts
	SG 6942 Linsenschraube KA30x8		SG 11028 Enddeckel links		SG 11475 Enddeckel links für Seitenführung
	SG 10532 Rohr ø 43 mm		SG 11029 Enddeckel rechts		SG 11476 Enddeckel rechts für Seitenführung
	SG 10668 PVC Streifen 10 mm		SG 11030 Deckel		
	SG 10731 Kindersicherheitshalterset		SG 11031 Kettenantrieb S		
	SG 10993 Beschwerung		SG 11034 Senkkopfschraube 3.5x16		
	SG 10994 Kassettengehäuse 73 mm		SG 11035 Senkkopfschraube 2.2x9.5		
	SG 10995 Kassettendeckel 73 mm		SG 11040 Kugelfette ø 4.5 mm, metall		
	SG 11004 Enddeckel links 7 mm		SG 11059 Linsenschraube mit Flansch M4x12		

B. OPTIONALE KOMPONENTEN



SG 4951

Beschwerung ø 8 mm

