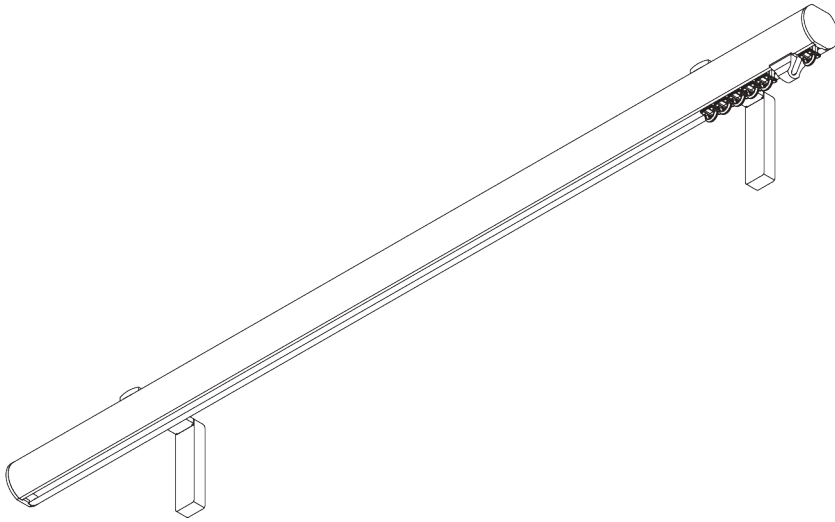
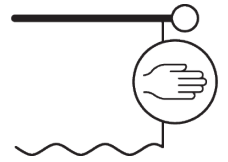


# SG 7610

---



## PRODUCT INFORMATION

- **Mode de commande:** Tirage main
- **Gamme:** S - M
- **Installation:** Plafond, murale
- **Couleurs:** Blanc RAL 9016, couleurs spéciales possibles
- **Tissus:** Se référer à la collection tissu Silent Gliss

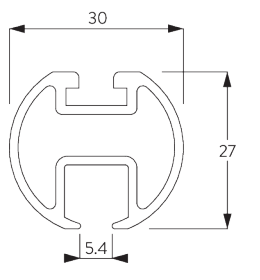
### **Caractéristiques:**

- Glisseurs Bi-Composants
- Option Glisseurs Wave Bi-Composants
- Couleurs assorties pour embouts et supports
- Collection d'embouts de finition
- Cintrable

# SPÉCIFICATION SYSTÈME

## A. PROFIL

Profil et information de cintrage

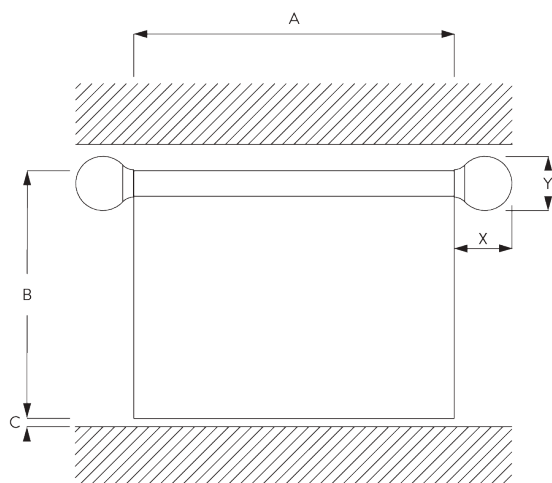


SG 6103p

Profil

Rayon:  
✓ >25 cm

## B. PRISE DE MESURE



A: Largeur système sans les embouts décoratifs





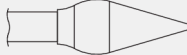


B: Hauteur système

C: Distance entre bas du rideau et le sol

X: Largeur des embouts décoratifs

Y: Hauteur des embouts décoratifs

## Dimensions des embouts décoratifs

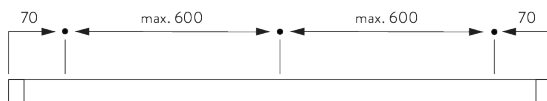
		30 mm	
		X	Y
	SG 11603	2	30
	SG 11631	10	34
	SG 11632	18	50
	SG 11746	64	60
	SG 11747	116	48
	SG 11748	26	90
	SG 11749	20	60

# INSTALLATION

## A. INSTRUCTION DE POSE

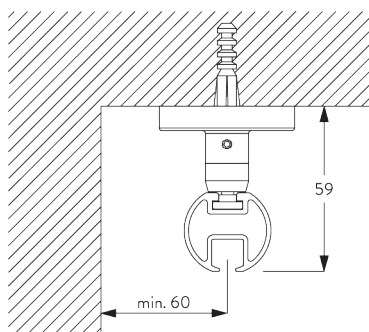
Pour des informations détaillées, se référer au site web Silent Gliss.

### Points de fixation



## B. FIXATION PLAFOND

### Support Top Fix SG 11668

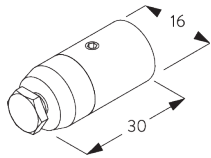
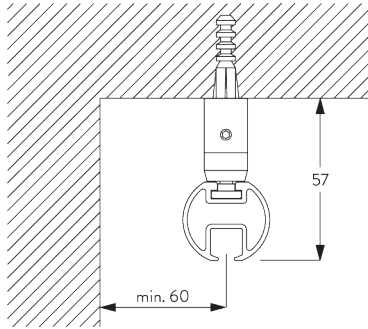




**SG 11668**

Support Top Fix

**Mini suspension  
SG 6175**

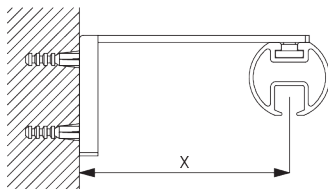


**SG 6175**

Mini suspension

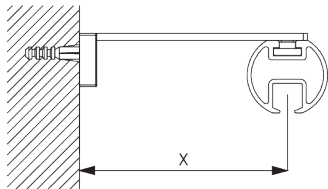
**C. FIXATION  
MURALE**

**Smart Fix**



**Smart Fix avec fente SG 11206 - SG 11208 et SG 6141:**

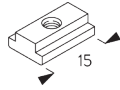
Vis SG 10492 (M4x10) nécessaire.



**Square Smart Fix avec fente SG 11216 - SG 11218  
et SG 6141:**

Vis SG 10492 (M4x10) nécessaire.

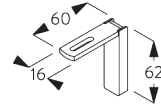
Smart Fix	X mm
SG 11206 / SG 11216	51
SG 11207 / SG 11217	71
SG 11208 / SG 11218	91



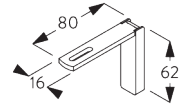
**SG 6141**  
Ecrou fixation



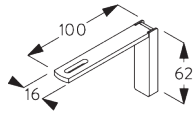
**SG 10492**  
Vis M4x8



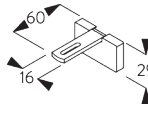
**SG 11206**  
Smart Fix 60 mm avec fente



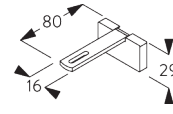
**SG 11207**  
Smart Fix 80 mm avec fente



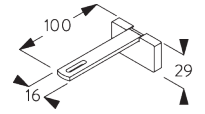
**SG 11208**  
Smart Fix 100 mm avec fente



**SG 11216**  
Square Smart Fix 60 mm avec fente

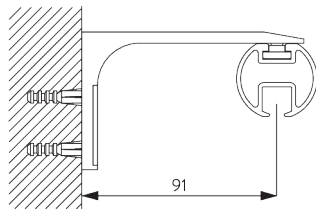


**SG 11217**  
Square Smart Fix 80 mm avec fente

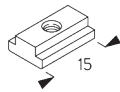


**SG 11218**  
Square Smart Fix 100 mm avec fente

### Support design SG 11669



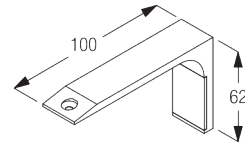
Vis SG 10492 (M4x8) nécessaire.  
Recommandé pour les systèmes droits uniquement.



**SG 6141**  
Ecrou fixation



**SG 10492**  
Vis M4x8



**SG 11669**  
Support design

## OPTIONS DÉSIGN & SYSTÈME

### A. EMBOUTS



SG 11603



SG 11631



SG 11632

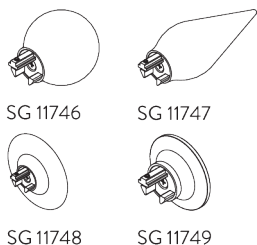
Embouts:

- SG 11603 Embout Flush 30 mm
- SG 11631 Embout Stud 30 mm
- SG 11632 Embout Design 30 mm

Note:

- Sans embouts décoratives, les profils sont fournis en standard avec l'embout Flush SG 11603 (gauche)
- Alternativement, les embouts Stud SG 11631 sont disponibles.

## B. EMBOUTS DÉCORATIVES



SG 11746

SG 11747

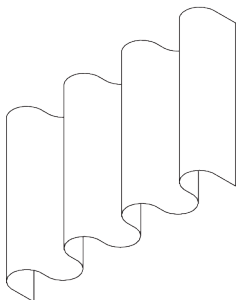
SG 11748

SG 11749

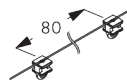
Finials are decorative elements that fit on at the end of the pole:

- SG 11746 Ball end 30 mm
- SG 11747 Spear 30 mm
- SG 11748 Ellipse 30 mm
- SG 11749 Taper 30 mm

## C. WAVE



SG 11295



SG 11302

Composants standards:

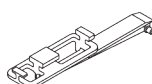
- SG 11295 Vis d'arrêt
- SG 11302 Glisseurs Wave bi-composants 80 mm



SG 2255



SG 2256



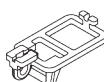
SG 6364



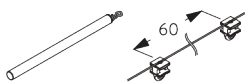
SG 6365

Composants en option:

- SG 2255 Frein
- SG 2256 Frein
- SG 6364 Extension Wave
- SG 6365 Crochet Wave
- SG 6366 Chariot Wave pour lance rideau
- SG 10430-34 Lance rideau
- SG 11303 Glisseur Wave bi-composants 60 mm



SG 6366

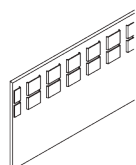


SG 10430-34


SG 11303



SG 3582



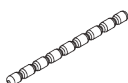
SG 6349



SG 6363

Composants de rideaux:

- SG 3582 Crochet
- SG 6349 Ruban Wave transparent
- SG 6363 Ruban à repasser
- SG 10075 Fil à plomb 50 gr/m
- SG 10076 Barre de lestage

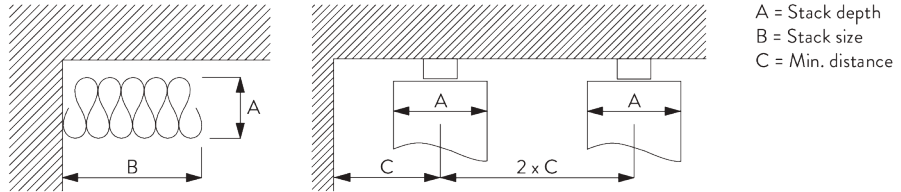


SG 10075



SG 10076

Wave stack depth - 2C glider cord (standard components)



2C Glider cord SG 11302	Pockets between hooks	Approx. curtain fullness	Stack depth A	Stack size B*	Min distance C
80	6	~2.1	140	180 per metre of track	90
80	7	~2.3	160	180 per metre of track	100

2C Glider cord SG 11303	Pockets between hooks	Approx. curtain fullness	Stack depth A	Stack size B*	Min distance C
60	4	~2.1	100	230 per metre of track	70
60	5	~2.3	120	230 per metre of track	80

\*Largeur paquet rideau B lors de l'utilisation du bras d'extension SG 6364 augmente de 95 mm par rideau!

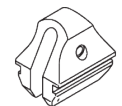
# ACCESSOIRES

## A. ACCESSOIRES STANDARDS



**SG 6065**

Fixateur avec oeillet



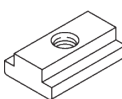
**SG 6086**

Ressort d'arrêt delrin



**SG 6103p**

Profil



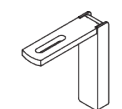
**SG 6141**

Ecrrou fixation



**SG 10492**

Vis M4x8



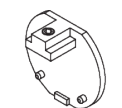
**SG 11206**

Smart Fix 60 mm avec fente



**SG 11305**

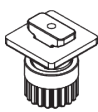
Glisseur Bi-composants pour couture directe



**SG 11603**

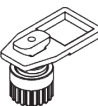
Embout Flush 30 mm

## B. ACCESSOIRES EN OPTION



**SG 2255**

Frein



**SG 2256**

Frein



**SG 3012**

Agrafe à coudre



**SG 3582**

Agrafe Delrin



**SG 3599**

Crochet pour galon à froncer



**SG 6057**

Glisseur



**SG 6082**

Glisseur à coudre



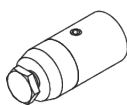
**SG 6094**

Rouleur



**SG 6098**

Rouleur



**SG 6175**

Mini suspension




**SG 6283**

Rouleur



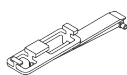
**SG 6349**

Ruban Wave transparent



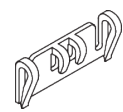
**SG 6363**

Ruban à repasser



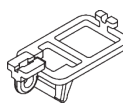
**SG 6364**

Extension



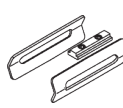
**SG 6365**

Crochet Wave



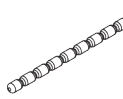
**SG 6366**

Chariot pour lance rideau



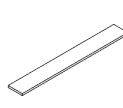
**SG 6635**

Pièce de raccord



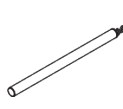
**SG 10075**

Fil à plomb 50 gr/m



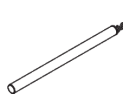
**SG 10076**

Barre de lestage



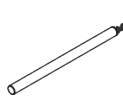
**SG 10430**

Lance rideau aluminium avec crochet, 50cm



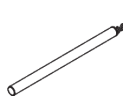
**SG 10431**

Lance rideau aluminium avec crochet, 75 cm



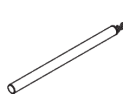
**SG 10432**

Lance rideau aluminium avec crochet, 100 cm



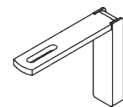
**SG 10433**

Lance rideau aluminium avec crochet, 125 cm



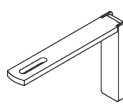
**SG 10434**

Lance rideau aluminium avec crochet, 150 cm



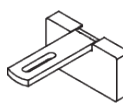
**SG 11207**

Smart Fix 80 mm avec fente



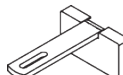
**SG 11208**

Smart Fix 100 mm avec fente



**SG 11216**

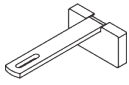
Square Smart Fix 60 mm avec fente



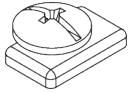
**SG 11217**

Square Smart Fix 80 mm avec fente

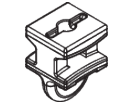


**SG 11218**

Square Smart Fix 100 mm avec fente

**SG 11295**

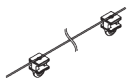
Arrêt

**SG 11300**

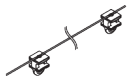
Glisseur Bi-composants

**SG 11301**

Glisseur Bi-composants en barrette

**SG 11302**

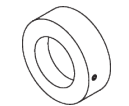
Glisseur Wave Bi-composants 80 mm

**SG 11303**

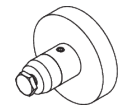
Glisseur Wave Bi-composants 60 mm

**SG 11631**

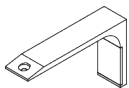
Embout Stud 30 mm

**SG 11632**

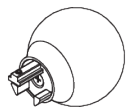
Embout Design 30 mm

**SG 11668**

Support Top Fix

**SG 11669**

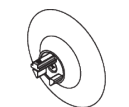
Support design

**SG 11746**

Ball 30 mm

**SG 11747**

Spear 30 mm

**SG 11748**

Ellipse 30 mm

**SG 11749**

Taper 30 mm





