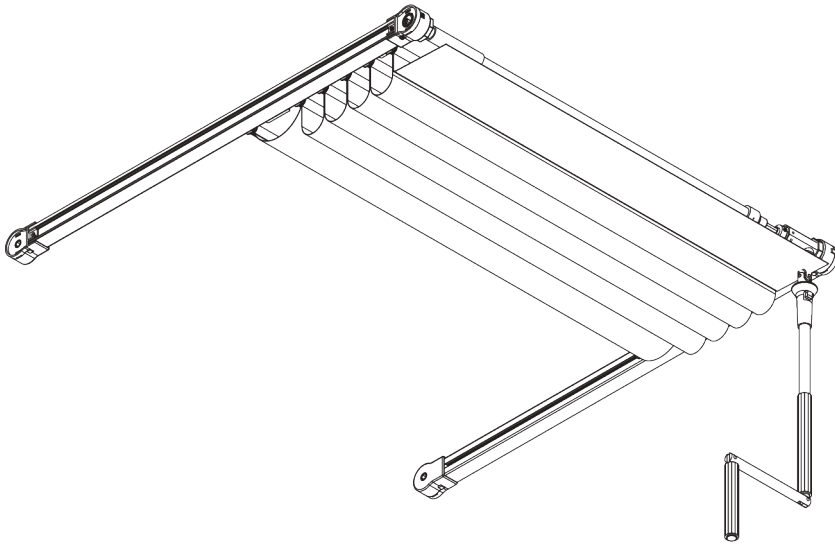
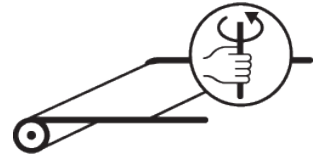


SG 2190



PRODUKTINFORMATIONEN

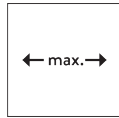
- **Bedienung:** Kurbel
- **Grösse:** S - M
- **Montage:** Aufmontage, Untermontage
- **Farben:** weiss RAL 9016 oder Aluminium farblos eloxiert, Sonderfarben möglich
- **Stoffe:** siehe Silent Gliss Stoffkollektion

Merkmale:

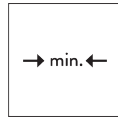
- Biegsam
- Auskragend
- Trapezform möglich
- Gekoppelte Systeme

SYSTEMSPEZIFIKATIONEN

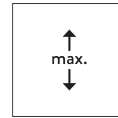
A. MASSE / GEWICHT



2.5 m
(plus 0,8 m pro Seite für
die Auskragung)




60 cm



6 m



15 kg



15 m²

Max. System Grössen und Gewichte - Gerade Anlagen

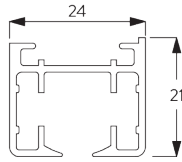
SG 2190		A (m)		B (m)		kg _{max.}	m ² _{max.}
		Type 1	Type 2/3	Type 1	Type 2/3		
		1.8	1.8	5	5	15	9
		0.9 / 0.9	0.9 / 0.9	5	5	15	9
		2	2	5	5	15	10
		1/1	1/1	5	5	15	10
		2.5	2.5	6	6	15	15
		1.5 / 1.5	1.5 / 1.5	6	6	15	18

Gebogene Anlagen

SG 2190		A (m)		B (m)		kg _{max.}	m ² _{max.}
		Type 1	Type 2/3	Type 1	Type 2/3		
		2	2	5	5	15	10
		1/1	1/1	5	5	15	10
		2	2	5	5	15	10
		1/1	1/1	4	4	15	8
		2	2	4	4	10	8
		1/1	1/1	4	4	10	8

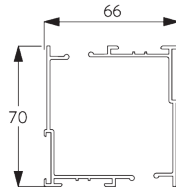
B. PROFIL

Profil- und Biegeinformationen



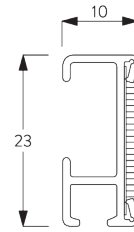
SG 2191

Profil



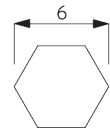
SG 2151

Profil



SG 2116

Velcroprofil



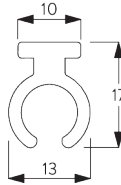
SG 2111

Welle



SG 2156

Welle



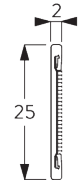
SG 2231

Profil



SG 2246

Profil



SG 2510

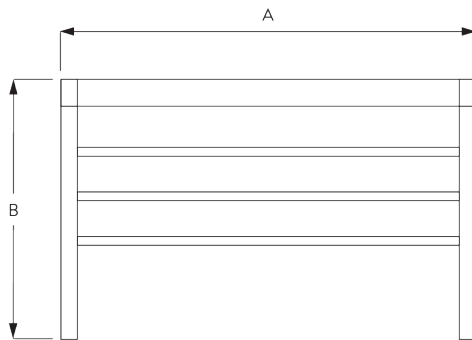
Velcroprofil



SG 2759

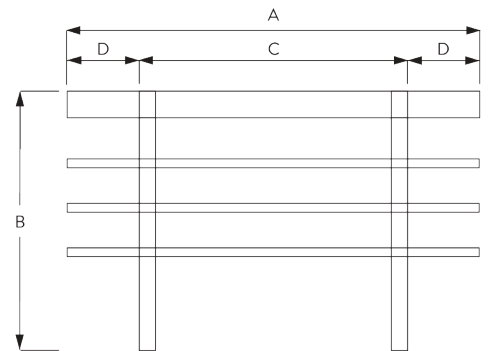
Profil

C. MASSAUFNAHME



A: Systembreite

B: Systemhöhe



A: Systembreite

B: Systemhöhe

C: Grundanlage

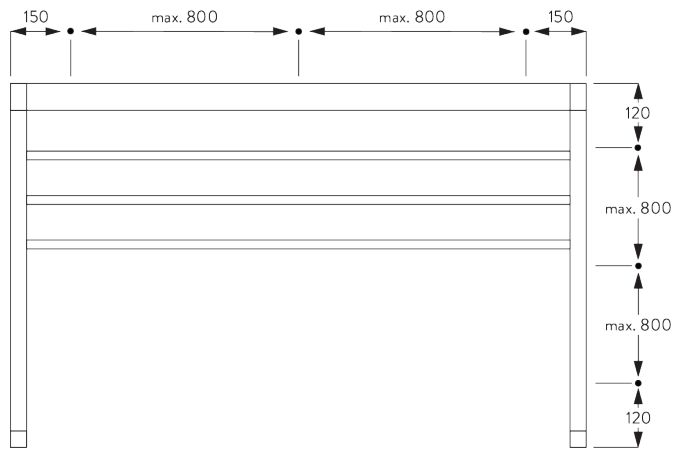
D: Auskrägung max. 80 cm

MONTAGE

A. MONTAGE- INFORMATIONEN

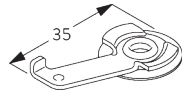
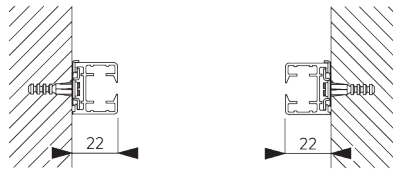
Detaillierte Montageinformationen siehe
Silent Gliss Website

Montagepunkte



B. MONTAGE IN DEN RAHMEN

Spanner SG 3825

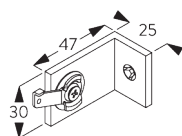
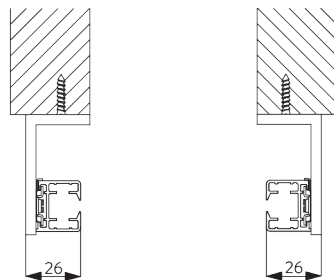


SG 3825

Spanner

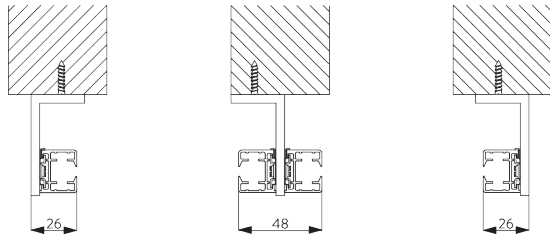
C. MONTAGE AUF DEN RAHMEN

Träger SG 3181 / SG 3182

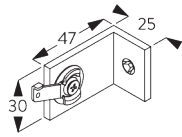


SG 3181

Träger mit 1 Spanner

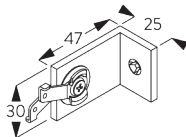


Gekoppelte Systeme



SG 3181

Träger mit 1 Spanner

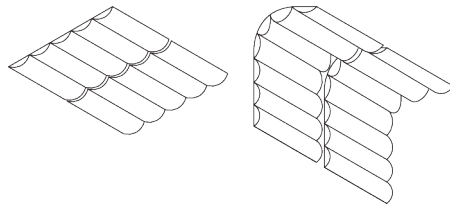


SG 3182

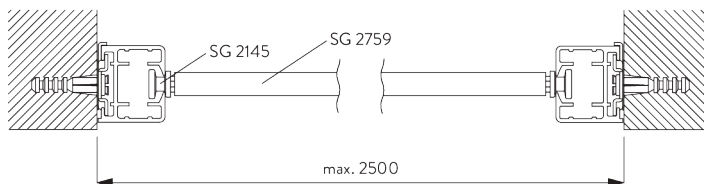
Träger mit 2 Spanner

SYSTEMOPTIONEN

A. ZWEI GEKOPPELTE SYSTEME

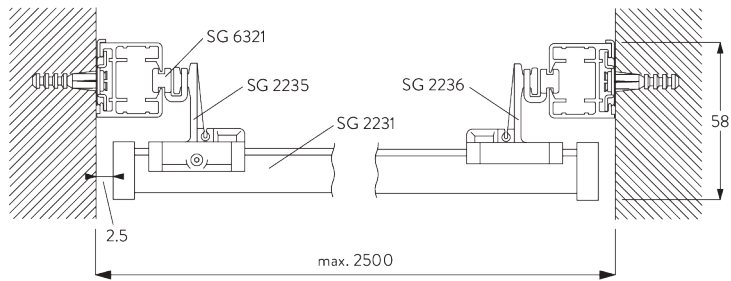


B. MONTAGE- OPTIONEN



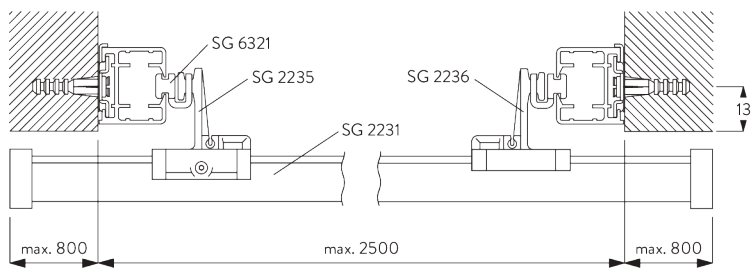
Typ 1

- SG 2145: Teleskop Gleiter
- SG 2759: Querstab



Typ 2 (Profile abgedeckt)

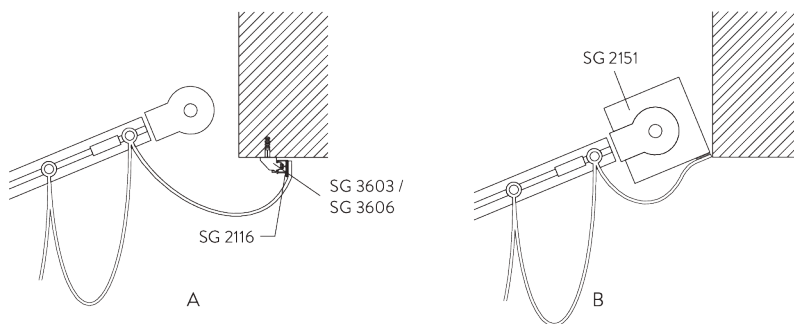
- SG 2231: Profil
- SG 2235: Gleiter mit Schraube
- SG 2236: Gleiter ohne Schraube
- SG 6321: Gleiter



Typ 3 (Auskragende Version)

- SG 2231: Profil
- SG 2235: Gleiter mit Schraube
- SG 2236: Gleiter ohne Schraube
- SG 6321: Gleiter

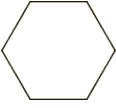
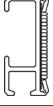
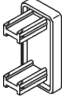
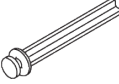


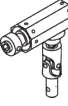
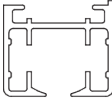
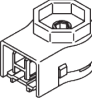
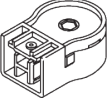
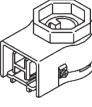
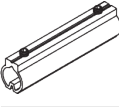
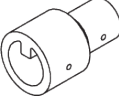
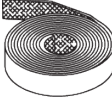
C. STOFF FIXIERUNG

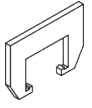
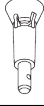

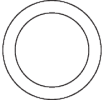
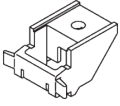

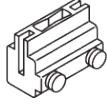
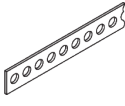




- A: Fixieren des Stoffes mit Profil SG 2116 (Standard)
 B: Fixieren des Stoffes direkt an Kopfprofilabdeckung

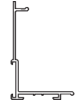



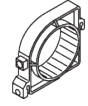

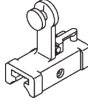
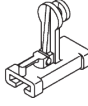
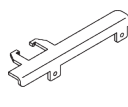
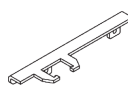
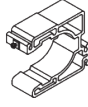
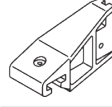

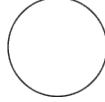
KOMPONENTEN

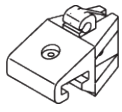
A. STANDARD KOMPONENTEN

	SG 2111 Welle
	SG 2116 Velcroprofil
	SG 2131 Enddeckel
	SG 2145 Gleiter
	SG 2156 Welle
	SG 2182 Hülse
	SG 2189 Kurbelgetriebe
	SG 2191 Profil
	SG 2192 Antrieb
	SG 2193 Umlenkung
	SG 2230 Antrieb
	SG 2242 Verbinder
	SG 2244 Verbinder
	SG 2539 Flaschband

	SG 2613 Verbinder
	SG 2754 Abnehmbare Kurbelhaube
	SG 2756 Handkurbel
	SG 2759 Profil
	SG 3603 Träger
	SG 3825 Spanner
	SG 5005 Bandverbinder
	SG 5130 Antriebsband
	SG 6086 Verschlussfeder
	SG 6321 Gleiter

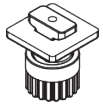
B. OPTIONALE KOMPONENTEN

	SG 2151 Profil
	SG 2152 Lagerschale
	SG 2153 Rolle
	SG 2176 Kurbelgetriebe
	SG 2181 Lager
	SG 2231 Profil
	SG 2235 Quergleiter
	SG 2236 Quergleiter
	SG 2237 Überzugwagen rechts
	SG 2238 Überzugwagen links
	SG 2239 Führung
	SG 2241 Halter
	SG 2243 Enddeckel
	SG 2246 Profil




SG 2249

Halter



SG 2255

Bremse



SG 2510

Velcroprofil



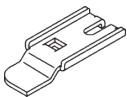
SG 2742

Kreuzgelenk



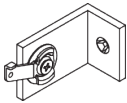
SG 3004

Spanner



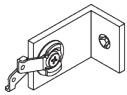
SG 3041

Träger



SG 3181

Träger mit 1 Spanner



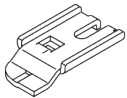
SG 3182

Träger mit 2 Spanner



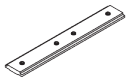
SG 3606

Clip



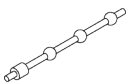
SG 3832

Träger



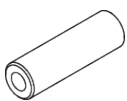
SG 5115

Profilverbinder



SG 6322

Abstandsschnur



SG 6796

Spannstift 4x12