


# HORIZONTAL- JALOUSIEN



# ALLGEMEINE HINWEISE

## **Masse / Gewicht**

- Massangaben in mm ausser anderweitig angegeben.




## **Montage**

- Montage nur durch Fachpersonal.
- Anzahl Träger und Montage- / Trägerpositionen sind abhängig von Montageuntergrund, Systemgewicht, Lamellentyp, Schrauben- / Dübeltyp sowie möglicher Hindernisse.
- Fachpersonal hat der Situation angemessene Schrauben / Dübel zu verwenden.
- Höhere Profilseite (falls vorhanden) raumseitig montieren.
- Elektroinstallationen nur durch konzessionierte Unternehmen und gemäss Silent Gliss Anschlussplan durchführen.
- Platzverhältnis für Kabel und Stecker prüfen!

## **Kindersicherung**

- Alle relevanten Silent Gliss Systeme entsprechen der Norm EN 13120.
- Norm EN 13120 muss von allen involvierten Parteien eingehalten werden.

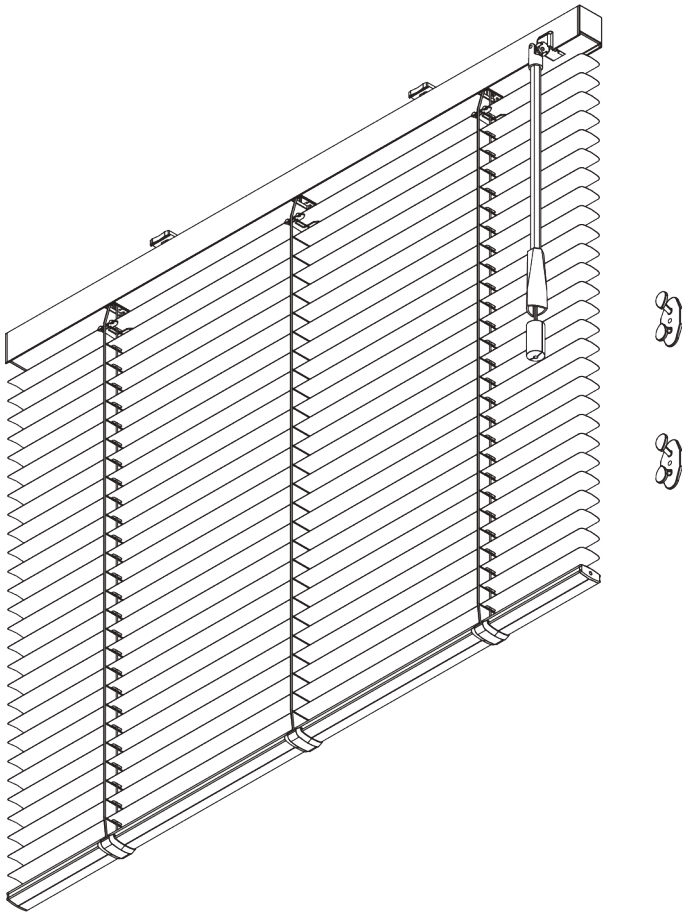

# PRODUKTGRUPPEN-ÜBERSICHT

<u>SEITE</u>	<u>SYSTEM</u>	<u>BEDIENUNG</u>	<u>ABMESSUNGEN</u>	← max. →	↑ max. ↓
5	<b>SG 8110</b>		S - M	3 m	3 m
13	<b>SG 8300</b>		S - M	3 m	3 m
21	<b>SG 8250</b>		S - M	3 m	3.4 m



# SG 8110

---



## PRODUKTINFORMATIONEN

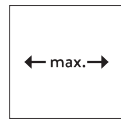
- **Bedienung:** Bedienstab
- **Grösse:** S - M
- **Montage:** Decke, Wand
- **Farben:** siehe Silent Gliss Jalousienkollektion

### **Merkmale:**

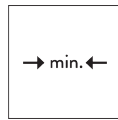
- Optimaler Sicht- und Blendschutz
- Komfortables Wenden der Lamellen mittels Bedienstab
- Multifunktionaler Bedienstab
- Lamellenbreite: 25 mm (Standard), 16 mm
- "Privacy Control (PC)"

# SYSTEMSPEZIFIKATIONEN

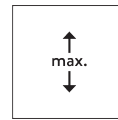
## A. MASSE / GEWICHT



25 mm Lamellen: 3 m  
16 mm Lamellen: 2.5 m



28 cm

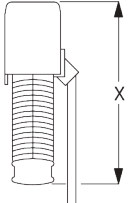




25 mm Lamellen: 3 m  
16 mm Lamellen: 2.5 m



25 mm Lamellen: 7 m<sup>2</sup>  
16 mm Lamellen: 5 m<sup>2</sup>

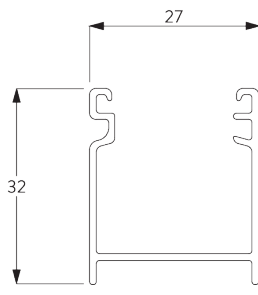
## Lamellen Pakethöhen

							
		50	100	150	200	250	300
25 mm (PC)	X	7	9	11	13	15	17
16 mm	X	7	9	11	13	15	

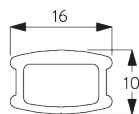
(cm)

## B. PROFIL

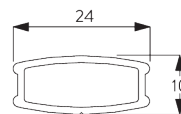
### Profilinformationen



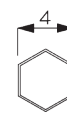
**SG 10037**  
Profil



**SG 8003**  
Beschwerung 16 mm

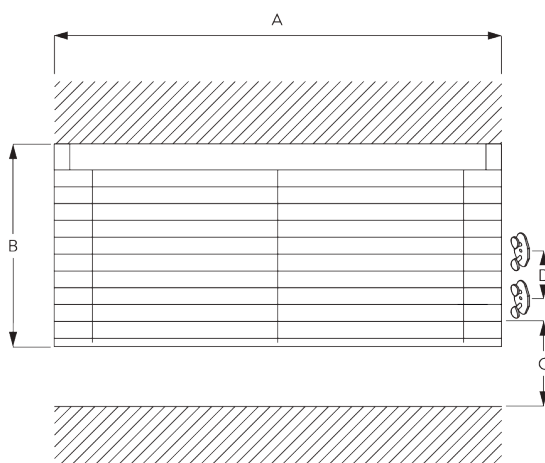


**SG 8004**  
Beschwerung 24 mm



**SG 8120**  
Welle

## C. MASSAUFNAHME



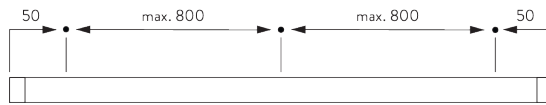
A: Systembreite  
B: Systemhöhe  
C: Schnuraufwickler SG 10742 min. 150 cm über Boden  
D: 7 - 35 cm je nach Systemhöhe

# MONTAGE

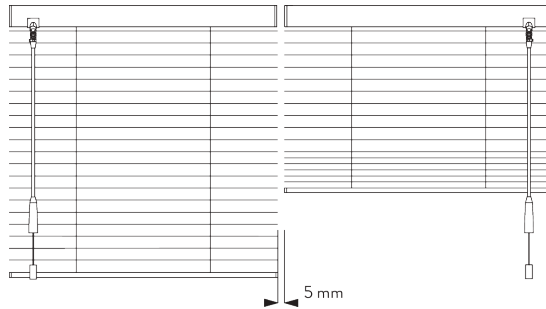
## A. MONTAGE- INFORMATIONEN

Detaillierte Montageinformationen siehe  
Silent Gliss Website

### Montagepunkte



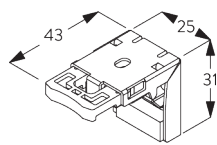
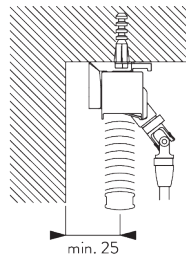
### Seite-an-Seite Montage



Min. Distanz: 5 mm

## B. DECKEN- MONTAGE

### Träger SG 10101

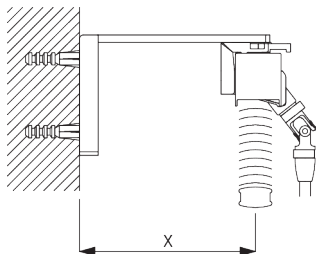


**SG 10101**

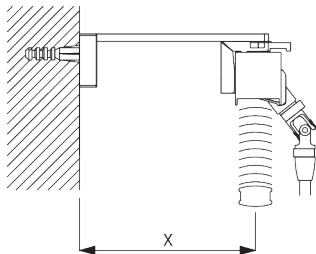
Träger

## C. WANDMONTAGE

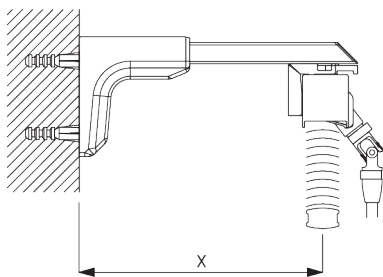
### Smart Fix



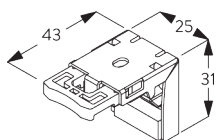
**Smart Fix SG 11200 - SG 11201 und Träger SG 10101:**  
Benötigt Schraube SG 10395 (M4x6).



**Square Smart Fix SG 11210 - SG 11211  
und Träger SG 10101:**  
Benötigt Schraube SG 10395 (M4x6).



**Universal Smart Fix SG 11154 - SG 11156  
und Träger SG 10101:**  
Benötigt Schraube SG 10407 (M4x10).



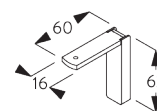
**SG 10101**  
Träger



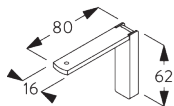
**SG 10395**  
Linsenschraube M4x6



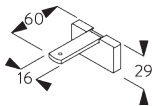
**SG 10407**  
Linsenschraube M4x10



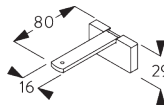
**SG 11200**  
Smart Fix 60 mm



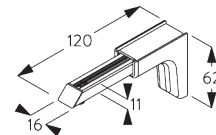
**SG 11201**  
Smart Fix 80 mm



**SG 11210**  
Square Smart Fix 60 mm



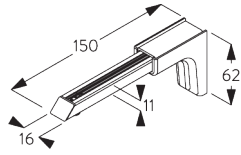
**SG 11211**  
Square Smart Fix 80 mm



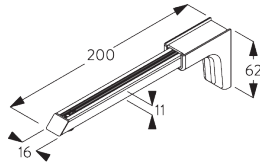
**SG 11154**  
Universal Smart Fix 120 mm

Smart Fix	X mm
SG 11200 / SG 11210	57-59
SG 11201 / SG 11211	77-79
SG 11154	107-135
SG 11155	137-165
SG 11156	187-215



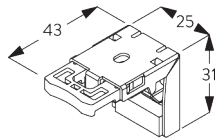
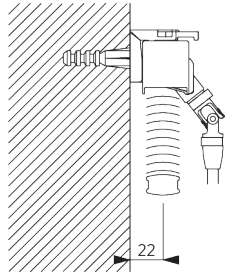


**SG 11155**  
Universal Smart Fix 150 mm



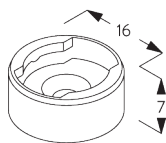
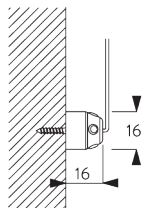
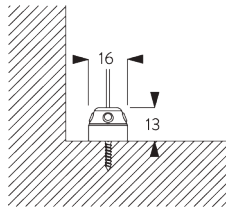
**SG 11156**  
Universal Smart Fix 200 mm

**Träger SG 10101**

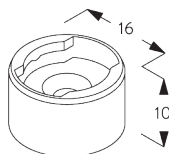


**SG 10101**  
Träger

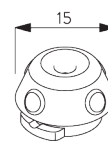
**D. SEITLICHE**  
**VERSpannung**



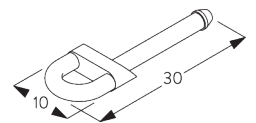
**SG 8235**  
Halter Seitenführung kurz



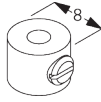
**SG 8236**  
Halter Seitenführung lang



**SG 8237**  
Halter Seitenführung

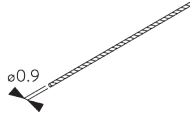


**SG 8241**  
Öse Seitenführung



**SG 8249**

Stelling Seitenführung

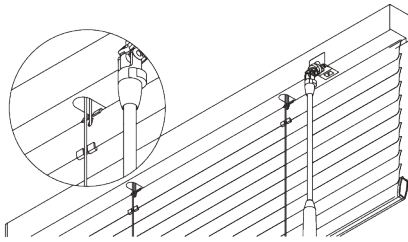


**SG 10120**

Draht Seitenführung  $\varnothing$  0.9 mm

# SYSTEMOPTIONEN

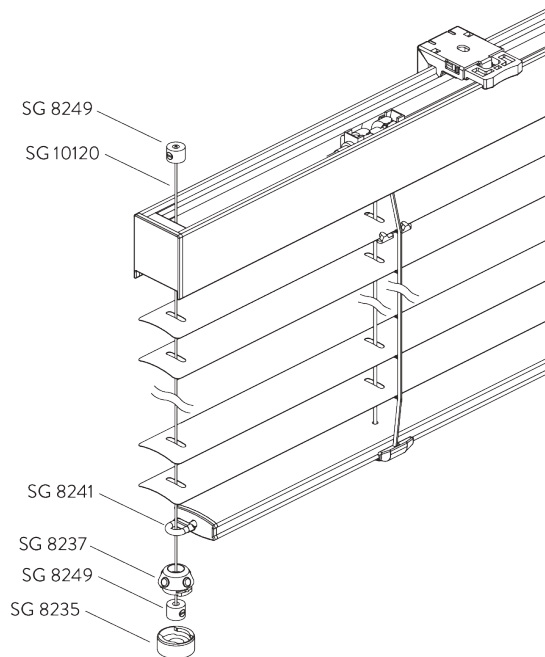
## A. "PRIVACY CONTROL (PC)"



Um direkten Lichteinfall zu vermeiden, wenn die Lamellen geschlossen sind.

Nur für 25 mm Lamellen. Nicht anwendbar mit seitlicher Verspannung.

## B. SEITLICHE VERSPANNUNG



Zubehör:






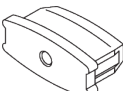
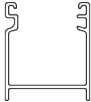
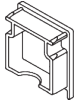
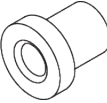
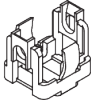
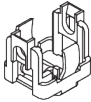
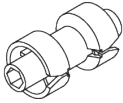
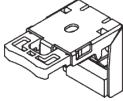
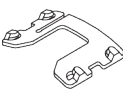
- 2x SG 8235 Halter Seitenführung kurz
- 2x SG 8237 Halter Seitenführung
- 2x SG 8241 Öse Seitenführung
- 4x SG 8249 Stelling Seitenführung
- 2x SG 10120 Draht Seitenführung  $\varnothing$  0.9 mm

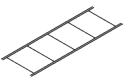

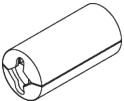


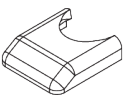
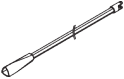
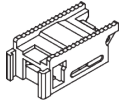
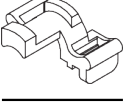
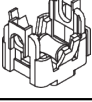
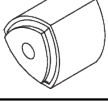
Bemerkung:

- Bis 15° Neigung von der Vertikalen

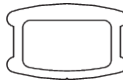


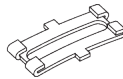

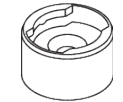
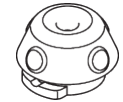
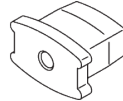
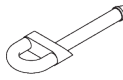
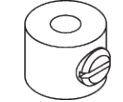
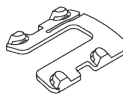
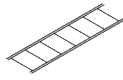
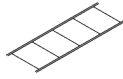

# KOMPONENTEN


## A. STANDARD KOMPONENTEN

	<b>SG 8004</b> Beschwerung 24 mm
	<b>SG 8007</b> Lamelle 25 mm
	<b>SG 8011</b> Zugschnur ø 1.2 mm
	<b>SG 8013</b> Klammer 25 mm
	<b>SG 8120</b> Welle
	<b>SG 8239</b> Enddeckel 25 mm
	<b>SG 10037</b> Profil
	<b>SG 10077</b> Enddeckel
	<b>SG 10081</b> Klemmring
	<b>SG 10086</b> Leiterkordelaufnahme ohne Rolle
	<b>SG 10087</b> Leiterkordelaufnahme mit Rolle
	<b>SG 10088</b> Leiterkordelrolle
	<b>SG 10101</b> Träger
	<b>SG 10104</b> Lamellenclip 25 mm

	<b>SG 10117</b> Leiterkordel 25 mm
	<b>SG 10742</b> Kindersicherheit Schnuraufwickler
	<b>SG 10748</b> Kindersicherheit Schnurverbinder
	<b>SG 10898</b> Kindersicherheit Schnurhülse
	<b>SG 11491</b> Getriebe
	<b>SG 11492</b> Getriebeabdeckung
	<b>SG 11496</b> Bedienstab 680 mm
	<b>SG 11509</b> Schnurbremse
	<b>SG 11510</b> Schnurbremseabdeckung
	<b>SG 11511</b> Leiterkordelaufnahme mit Rolle
	<b>SG 11512</b> Schnurkappe


## B. OPTIONALE KOMPONENTEN

	<b>SG 8003</b> Beschwerung 16 mm
	<b>SG 8006</b> Lamelle 16 mm
	<b>SG 8012</b> Klammer 16 mm
	<b>SG 8109</b> Lamellenclip 25 mm
	<b>SG 8235</b> Halter Seitenführung kurz
	<b>SG 8236</b> Halter Seitenführung lang
	<b>SG 8237</b> Halter Seitenführung
	<b>SG 8238</b> Enddeckel 16 mm
	<b>SG 8241</b> Öse Seitenführung
	<b>SG 8249</b> Stelling Seitenführung
	<b>SG 10109</b> Lamellenclip 16 mm
	<b>SG 10116</b> Leiterkordel 16 mm
	<b>SG 10118</b> Leiterkordel 25 mm PC
	<b>SG 10120</b> Draht Seitenführung ø 0.9 mm



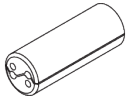
**SG 10395**

Linsenschraube M4x6



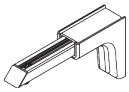
**SG 10407**

Linsenschraube M4x10



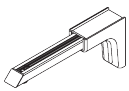
**SG 10745**

Kindersicherheit Schnurverbinder



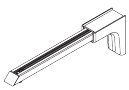
**SG 11154**

Universal Smart Fix 120 mm



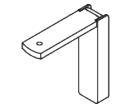
**SG 11155**

Universal Smart Fix 150 mm



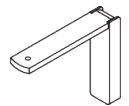
**SG 11156**

Universal Smart Fix 200 mm



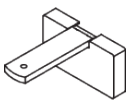
**SG 11200**

Smart Fix 60 mm



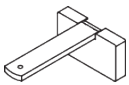
**SG 11201**

Smart Fix 80 mm



**SG 11210**

Square Smart Fix 60 mm



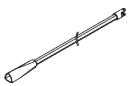
**SG 11211**

Square Smart Fix 80 mm



**SG 11494**

Bedienstab 320 mm



**SG 11495**

Bedienstab 480 mm



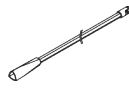
**SG 11497**

Bedienstab 880 mm



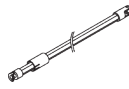
**SG 11498**

Bedienstab 1080 mm



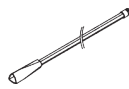
**SG 11499**

Bedienstab 1280 mm



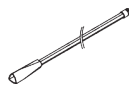
**SG 11501**

Verlängerungsrohr 900 mm



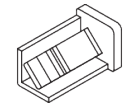
**SG 11505**

Bedienstab zu Verlängerung 580 mm



**SG 11506**

Bedienstab zu Verlängerung 780 mm

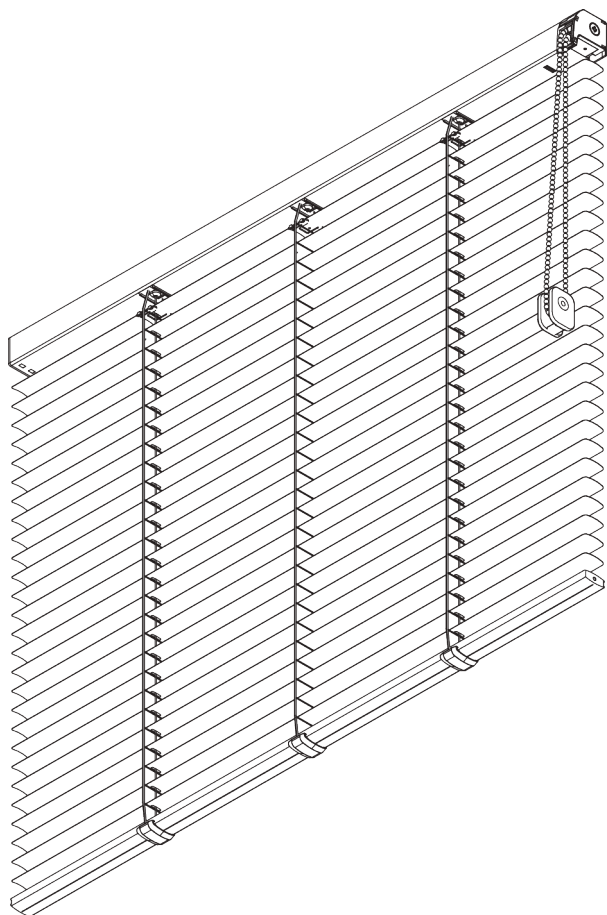



**SG 11516**

Klammer

# SG 8300

---



## PRODUKTINFORMATIONEN

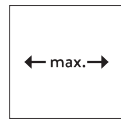
- **Bedienung:** Kette
- **Grösse:** S - M
- **Montage:** Decke, Wand
- **Farben:** siehe Silent Gliss Jalousienkollektion

### **Merkmale:**

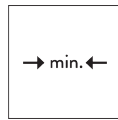
- Optimaler Sicht- und Blendschutz
- Monobedienung
- Rostfreie Stahlkugellkette
- Lamellenbreite: 25 mm (Standard), 16 mm

# SYSTEMSPEZIFIKATIONEN

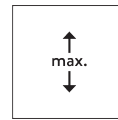
## A. SYSTEM DIMENSIONS



3 m



50 cm



3 m



4.5 m<sup>2</sup>

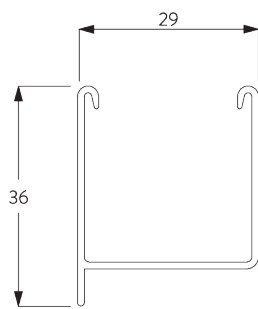
## Lamellen Pakethöhen

		50	100	150	200	250	300
16 / 25 mm	X	7	9	11	13	15	17

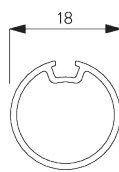
(cm)

## B. PROFIL

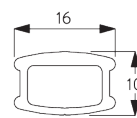
### Profilinformationen



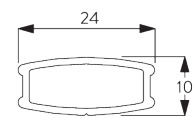
**SG 8301**  
Profil



**SG 8214**  
Welle ø 18 mm

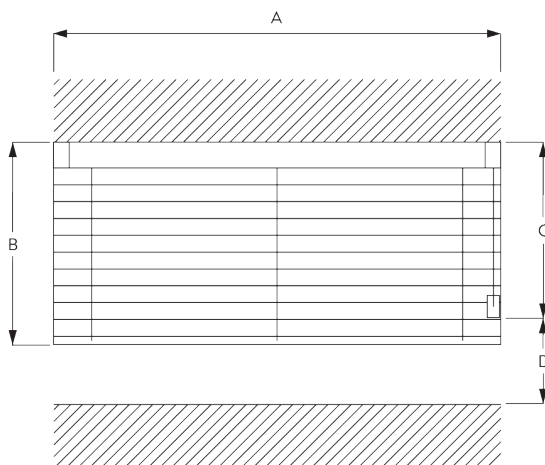


**SG 8003**  
Beschwerung 16 mm



**SG 8004**  
Beschwerung 24 mm

## C. MASSAUFNAHME



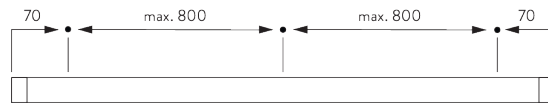
- A: Systembreite
- B: Systemhöhe
- C: Kettenhöhe
- D: Kindersicherung SG 10731 min. 150 cm über Boden

# MONTAGE

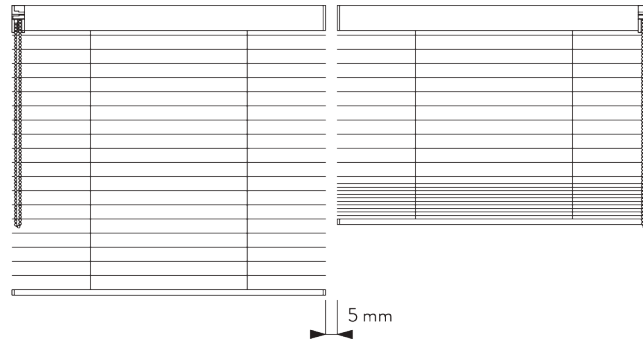
## A. MONTAGE- INFORMATIONEN

Detaillierte Montageinformationen siehe  
Silent Gliss Website

### Montagepunkte



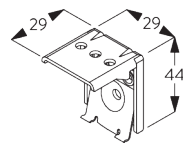
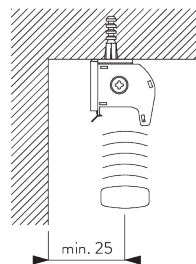
### Seite-an-Seite Montage



Min. Distanz: 5 mm

## B. DECKEN- MONTAGE

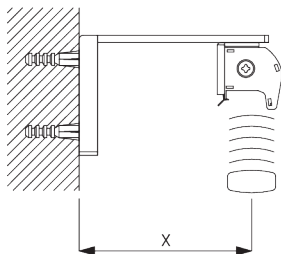
### Träger SG 8302



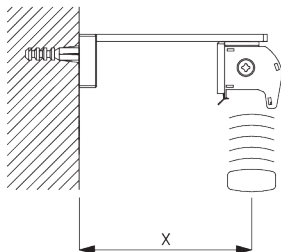
SG 8302  
Träger

## C. WANDMONTAGE

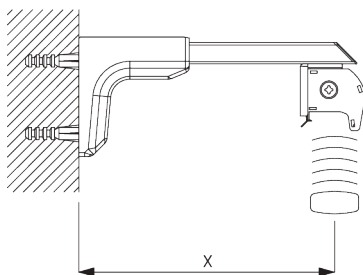
### Smart Fix



**Smart Fix SG 11200 - SG 11201 und Träger SG 8302:**  
Benötigt Schraube SG 10395 (M4x6).

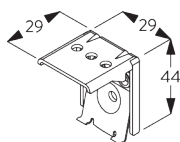


**Square Smart Fix SG 11210 - SG 11211  
und Träger SG 8302:**  
Benötigt Schraube SG 10395 (M4x6).



**Universal Smart Fix SG 11154 - SG 11156  
und Träger SG 8302:**  
Benötigt Schraube SG 10407 (M4x10).

Smart Fix	X mm
SG 11200 / SG 11210	59
SG 11201 / SG 11211	79
SG 11154	109-137
SG 11155	139-167
SG 11156	189-217



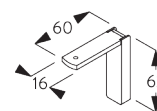
**SG 8302**  
Träger



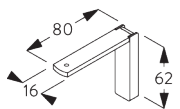
**SG 10395**  
Linsenschraube M4x6



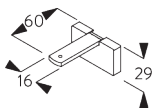
**SG 10407**  
Linsenschraube M4x10



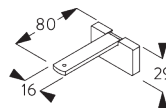
**SG 11200**  
Smart Fix 60 mm



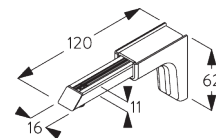
**SG 11201**  
Smart Fix 80 mm



**SG 11210**  
Square Smart Fix 60 mm

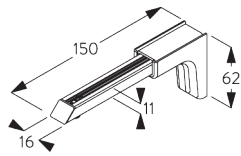


**SG 11211**  
Square Smart Fix 80 mm

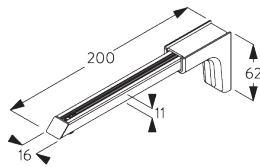


**SG 11154**  
Universal Smart Fix 120 mm



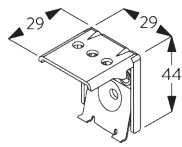
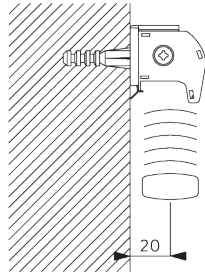


**SG 11155**  
Universal Smart Fix 150 mm



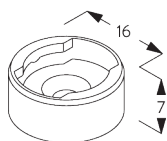
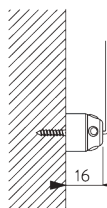
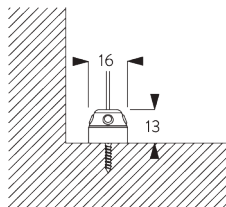
**SG 11156**  
Universal Smart Fix 200 mm

**Träger SG 8302**

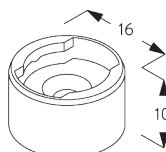


**SG 8302**  
Träger

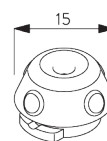
**D. SEITLICHE**  
**VERSpannung**



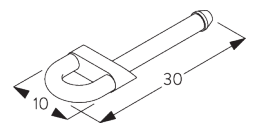
**SG 8235**  
Halter Seitenführung kurz



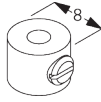
**SG 8236**  
Halter Seitenführung lang



**SG 8237**  
Halter Seitenführung

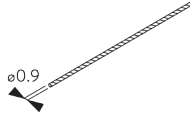


**SG 8241**  
Öse Seitenführung



**SG 8249**

Stellingring Seitenführung

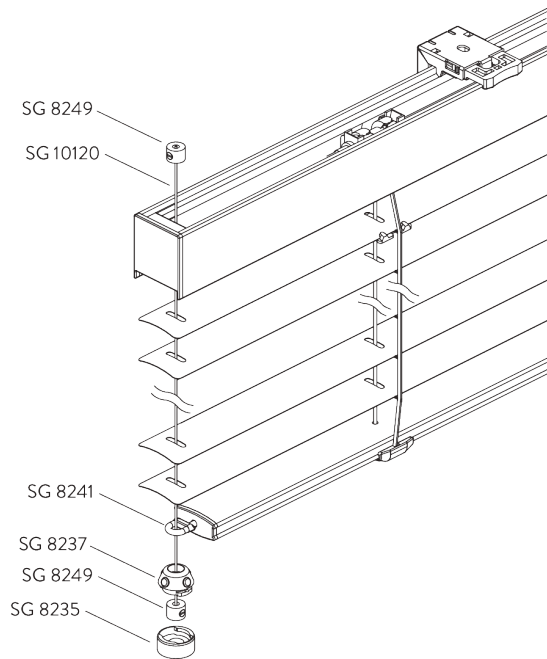


**SG 10120**

Draht Seitenführung  $\varnothing$  0.9 mm

# SYSTEMOPTIONEN

## A. SEITLICHE VERSPANNUNG



Zubehör:


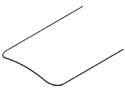
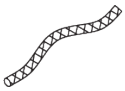





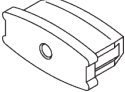


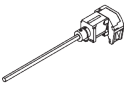
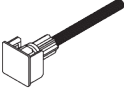
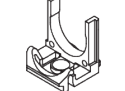
- 2x SG 8235 Halter Seitenführung kurz
- 2x SG 8237 Halter Seitenführung
- 2x SG 8241 Öse Seitenführung
- 4x SG 8249 Stellingring Seitenführung
- 2x SG 10120 Draht Seitenführung  $\varnothing$  0.9 mm

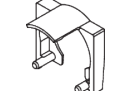
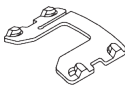
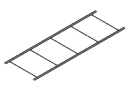


Bemerkung:

- Bis 15° Neigung von der Vertikalen


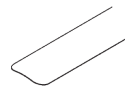




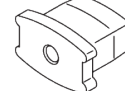
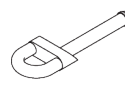

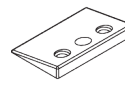
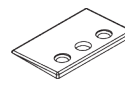
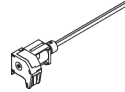

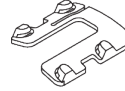
# KOMPONENTEN

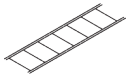
## A. STANDARD KOMPONENTEN

	<b>SG 8004</b> Beschwerung 24 mm
	<b>SG 8007</b> Lamelle 25 mm
	<b>SG 8011</b> Zugschnur ø 1.2 mm
	<b>SG 8013</b> Klammer 25 mm
	<b>SG 8214</b> Welle ø 18 mm
	<b>SG 8215</b> Adapter hex
	<b>SG 8222</b> Ring
	<b>SG 8224</b> Pin
	<b>SG 8239</b> Enddeckel 25 mm
	<b>SG 8301</b> Profil
	<b>SG 8302</b> Träger
	<b>SG 8305</b> Kettenführung rechts
	<b>SG 8317</b> Spindel links
	<b>SG 8321</b> Halter

	<b>SG 8322</b> Vorrichtung
	<b>SG 10104</b> Lamellenclip 25 mm
	<b>SG 10117</b> Leiterkordel 25 mm
	<b>SG 10530</b> Kugelschnur ø 4 mm Stahl rostfrei
	<b>SG 10731</b> Kindersicherheitshalter

## B. OPTIONALE KOMPONENTEN

	<b>SG 8003</b> Beschwerung 16 mm
	<b>SG 8006</b> Lamelle 16 mm
	<b>SG 8012</b> Klammer 16 mm
	<b>SG 8235</b> Halter Seitenführung kurz
	<b>SG 8236</b> Halter Seitenführung lang
	<b>SG 8237</b> Halter Seitenführung
	<b>SG 8238</b> Enddeckel 16 mm
	<b>SG 8241</b> Öse Seitenführung
	<b>SG 8249</b> Stelling Seitenführung
	<b>SG 8262</b> Unterlagskeil 10°
	<b>SG 8263</b> Unterlagskeil 4°
	<b>SG 8306</b> Kettenführung links
	<b>SG 8316</b> Spindel rechts
	<b>SG 10109</b> Lamellenclip 16 mm




**SG 10116**

Leiterkordel 16 mm




**SG 10120**

Draht Seitenführung ø 0.9 mm



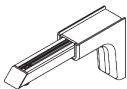
**SG 10395**

Linsenschraube M4x6



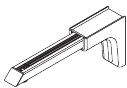
**SG 10407**

Linsenschraube M4x10



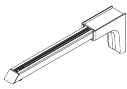
**SG 11154**

Universal Smart Fix 120 mm



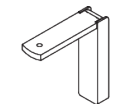
**SG 11155**

Universal Smart Fix 150 mm



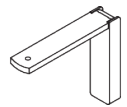
**SG 11156**

Universal Smart Fix 200 mm



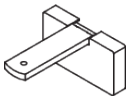
**SG 11200**

Smart Fix 60 mm



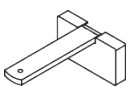
**SG 11201**

Smart Fix 80 mm



**SG 11210**

Square Smart Fix 60 mm

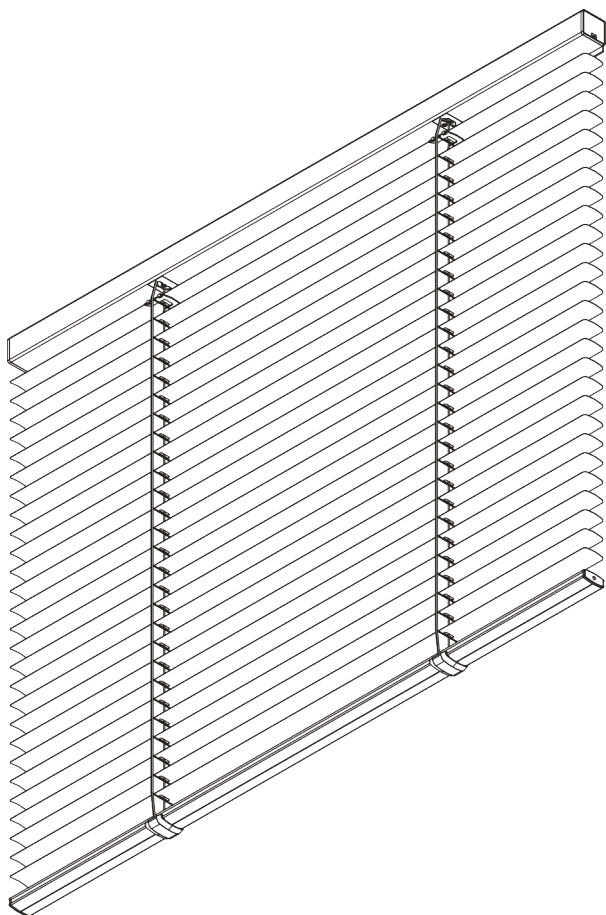



**SG 11211**

Square Smart Fix 80 mm

# SG 8250

---



## PRODUKTINFORMATIONEN

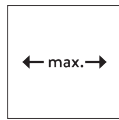
- **Bedienung:** Motor
- **Grösse:** S - M
- **Montage:** Decke, Wand
- **Farben:** siehe Silent Gliss Jalousienkollektion

### **Merkmale:**

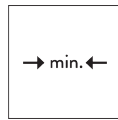
- Optimaler Sicht- und Blendschutz
- Vielfältige Steuerungsmöglichkeiten
- Lamellenbreite: 25 mm (Standard), 16 mm

# SYSTEMSPEZIFIKATIONEN

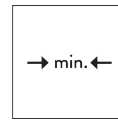
## A. MASSE / GEWICHT



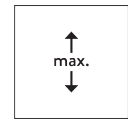
3 m




65 cm  
(bis zu einer Höhe von  
2 m)



80 cm  
(bis zu einer Höhe von  
3.4 m)



3.4 m



5 m<sup>2</sup>

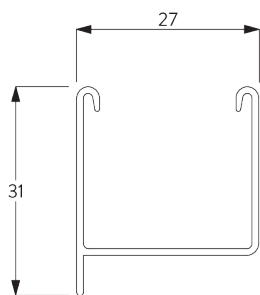
## Lamellen Pakethöhen

		50	100	150	200	250	300	340
16 / 25 mm	X	6	8	10	12	14	15	17

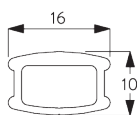
(cm)

## B. PROFIL

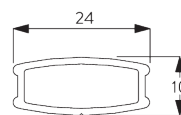
### Profilinformationen



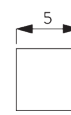
**SG 8102**  
Profil



**SG 8003**  
Beschwerung 16 mm

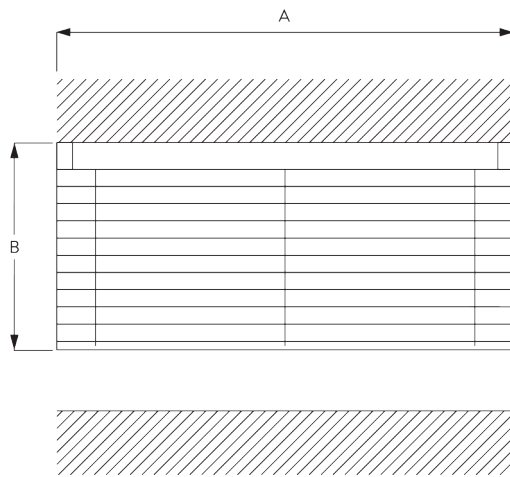


**SG 8004**  
Beschwerung 24 mm



**SG 8025**  
Welle 5x5 mm

## C. MASSAUFNAHME



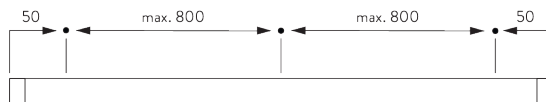
A: Systembreite  
B: Systemhöhe

# MONTAGE

## A. MONTAGE- INFORMATIONEN

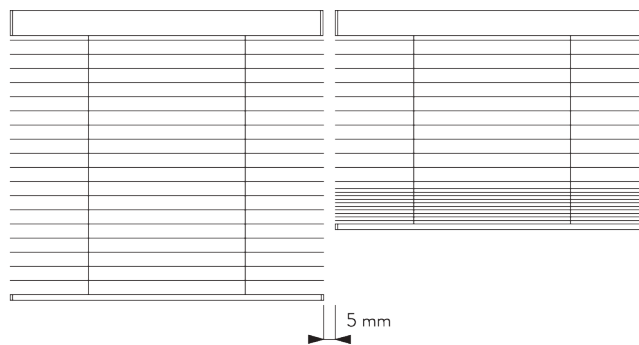
Detaillierte Montageinformationen siehe  
Silent Gliss Website

### Montagepunkte



Achtung:  
Träger SG 8201 nie über einer Rolle positionieren.

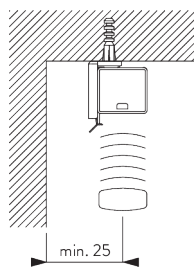
### Seite-an-Seite Montage

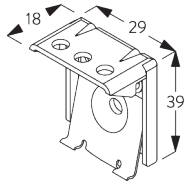


Min. Distanz: 5 mm

## B. DECKEN- MONTAGE

### Träger SG 8201



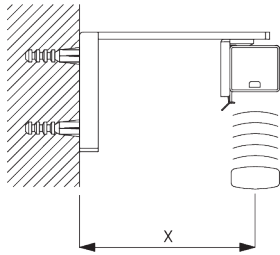


**SG 8201**

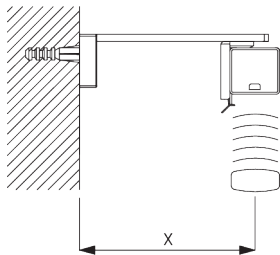
Träger

## C. WANDMONTAGE

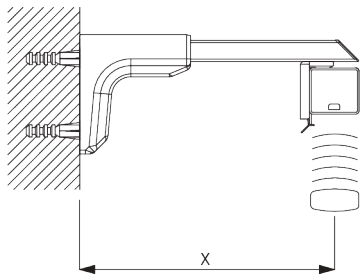
### Smart Fix



**Smart Fix SG 11200 - SG 11203 und Träger SG 8201:**  
Benötigt Schraube SG 10395 (M4x6).

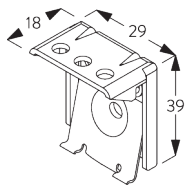


**Square Smart Fix SG 11210 - SG 11213  
und Träger SG 8201:**  
Benötigt Schraube SG 10395 (M4x6).



**Universal Smart Fix SG 11154 - SG 11156  
und Träger SG 8201:**  
Benötigt Schraube SG 10407 (M4x10).

Smart Fix	X mm
SG 11200 / SG 11210	57
SG 11201 / SG 11211	77
SG 11202 / SG 11212	97
SG 11203 / SG 11213	117
SG 11154	107-135
SG 11155	137-165
SG 11156	187-215



**SG 8201**

Träger



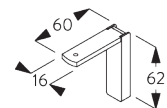
**SG 10395**

Linsenschraube M4x6



**SG 10407**

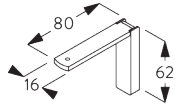
Linsenschraube M4x10



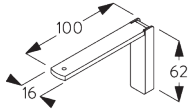
**SG 11200**

Smart Fix 60 mm

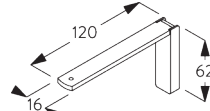




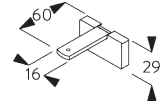
**SG 11201**  
Smart Fix 80 mm



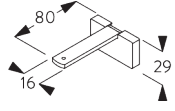
**SG 11202**  
Smart Fix 100 mm



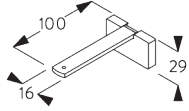
**SG 11203**  
Smart Fix 120 mm



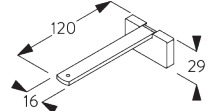
**SG 11210**  
Square Smart Fix 60 mm



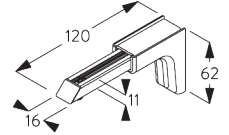
**SG 11211**  
Square Smart Fix 80 mm



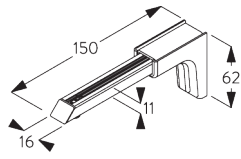
**SG 11212**  
Square Smart Fix 100 mm



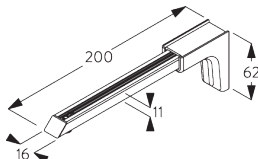
**SG 11213**  
Square Smart Fix 120 mm



**SG 11154**  
Universal Smart Fix 120 mm

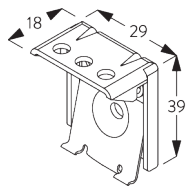
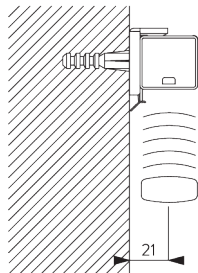


**SG 11155**  
Universal Smart Fix 150 mm



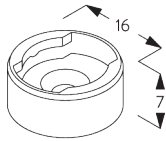
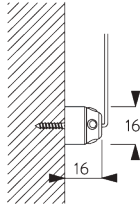
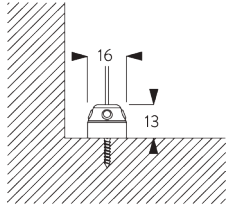
**SG 11156**  
Universal Smart Fix 200 mm

## Träger SG 8201

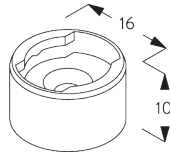


**SG 8201**  
Träger

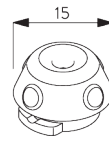
## D. SEITLICHE VERSPANNUNG



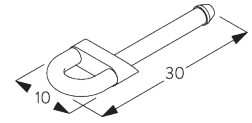
**SG 8235**  
Halter Seitenführung kurz



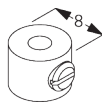
**SG 8236**  
Halter Seitenführung lang



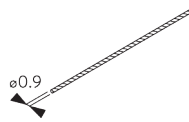
**SG 8237**  
Halter Seitenführung



**SG 8241**  
Öse Seitenführung



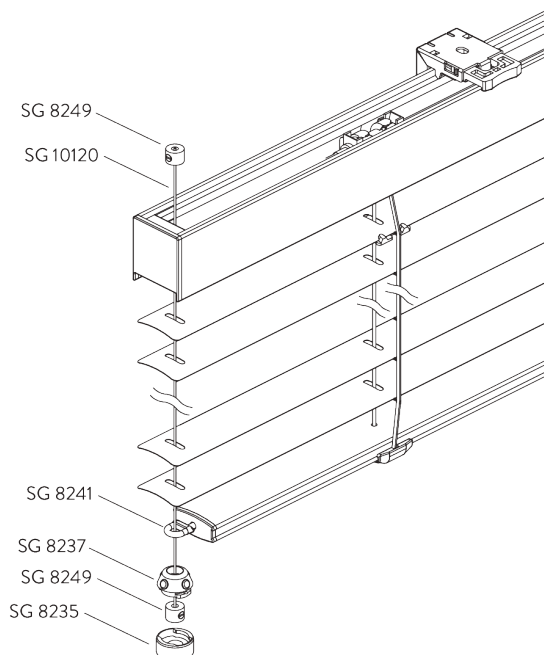
**SG 8249**  
Stelling Seitenführung



**SG 10120**  
Draht Seitenführung  $\varnothing$  0.9 mm

# SYSTEMOPTIONEN

## A. SEITLICHE VERSPANNUNG



### Zubehör:

- 2x SG 8235 Halter Seitenführung kurz
- 2x SG 8237 Halter Seitenführung
- 2x SG 8241 Öse Seitenführung
- 4x SG 8249 Stelling Seitenführung
- 2x SG 10120 Draht Seitenführung  $\varnothing$  0.9 mm

### Bemerkung:

- Bis 15° Neigung von der Vertikalen

# MOTOREN UND BEDIENUNGSARTEN

## A. MOTOREN-MERKMALE

Motor	SG 8060
<b>Motoreigenschaften</b>	
Mechanische Endposition	•
IP Klasse	IP 20
<b>Steuerungsmöglichkeiten</b>	
SG Control L (externer Funkempfänger erforderlich)	•
Geeignet für alle gängigen Hausautomationssysteme (mit passender Schnittstelle)	•

## B. MOTOREN-SPEZIFIKATIONEN

Motor	Spannung	Stromstärke	Drehzahl
SG 8060	24 V DC	0.65 A	30 U/Min

Siehe Website für Schaltschema.

## C. BEDIENUNGS-ARTEN

Siehe Katalog "Steuerungen" für mehr Details.

Wandschalter



Bedienbar mit drahtgebundenem Wandschalter.

SG Control L



Verschiedene Funkfernsteuerungen erhältlich. Ein externer Empfänger wird benötigt.



Silent Gliss Move App.

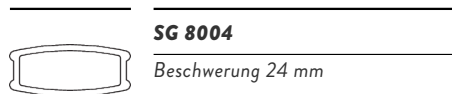
D. SCHALTSCHHEMA



Siehe Silent Gliss Website.

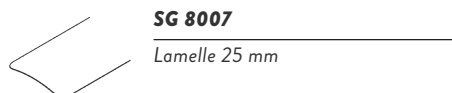
# KOMPONENTEN

## A. STANDARD KOMPONENTEN



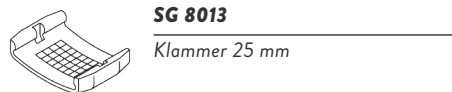
**SG 8004**

Beschwerung 24 mm



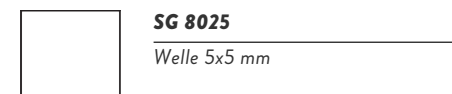
**SG 8007**

Lamelle 25 mm




**SG 8013**

Klammer 25 mm



**SG 8025**

Welle 5x5 mm




**SG 8038**

Wellenadapter



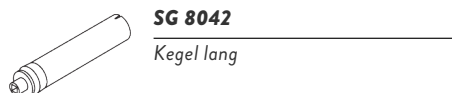
**SG 8039**

Anschlagring



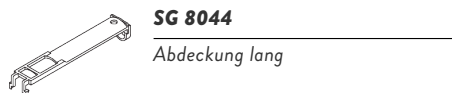
**SG 8041**

Lager



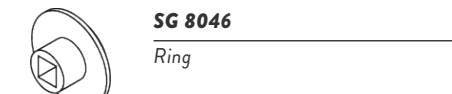
**SG 8042**

Kegel lang



**SG 8044**

Abdeckung lang



**SG 8046**

Ring



**SG 8047**

Adapter Kopfprofil



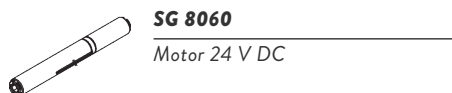
**SG 8048**

Wellenadapter




**SG 8049**

Endstop (AMS 25)




**SG 8060**

Motor 24 V DC




**SG 8102**

Profil




**SG 8106**

Enddeckel 25 mm



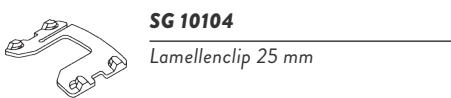
**SG 8201**

Träger



**SG 8239**

Enddeckel 25 mm



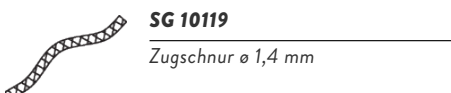
**SG 10104**

Lamellenclip 25 mm



**SG 10117**

Leiterkordel 25 mm



**SG 10119**

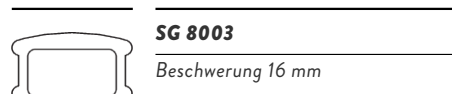
Zugschnur ø 1,4 mm



**SG 11426**

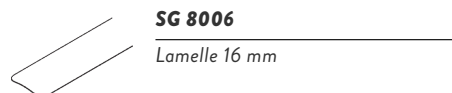
Netzteil 24V / 2A inkl. Kabel mit EU/CH Stecker

## B. OPTIONALE KOMPONENTEN



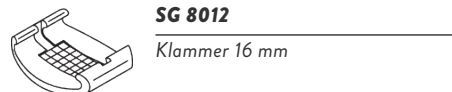
**SG 8003**

Beschwerung 16 mm



**SG 8006**

Lamelle 16 mm



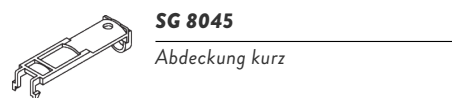
**SG 8012**

Klammer 16 mm



**SG 8043**

Kegel kurz



**SG 8045**

Abdeckung kurz



**SG 8235**

Halter Seitenführung kurz



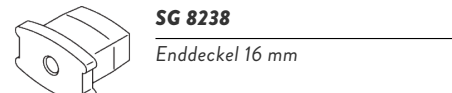
**SG 8236**

Halter Seitenführung lang



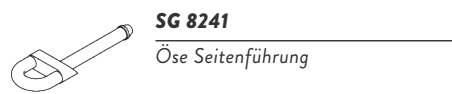
**SG 8237**

Halter Seitenführung



**SG 8238**

Enddeckel 16 mm



**SG 8241**

Öse Seitenführung



**SG 8249**

Stellring Seitenführung



**SG 8262**

Unterlagskeil 10°



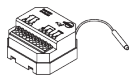
**SG 8263**

Unterlagskeil 4°

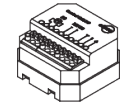


**SG 9052**

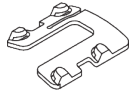
Trafo Netzteil 2,5



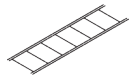
**SG 9068**  
Funkempfänger Revio P



**SG 9947**  
Kontrolleinheit DC, 24 V



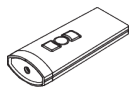
**SG 10109**  
Lamellenclip 16 mm



**SG 10116**  
Leiterkordel 16 mm



**SG 10120**  
Draht Seitenführung ø 0.9 mm



**SG 10300**  
Funkhandsender 1-Kanal



**SG 10302**  
Funkhandsender 5+1-Kanal



**SG 10303**  
Funkhandsender 10+2+1-Kanal



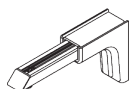
**SG 10395**  
Linsenschraube M4x6



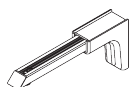
**SG 10407**  
Linsenschraube M4x10




**SG 10804**  
Funkhandsender 15+5+1 Kanal



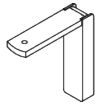
**SG 11154**  
Universal Smart Fix 120 mm



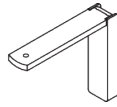
**SG 11155**  
Universal Smart Fix 150 mm



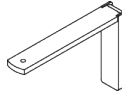
**SG 11156**  
Universal Smart Fix 200 mm



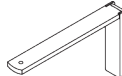
**SG 11200**  
Smart Fix 60 mm



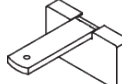
**SG 11201**  
Smart Fix 80 mm



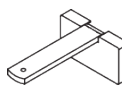
**SG 11202**  
Smart Fix 100 mm



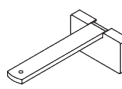
**SG 11203**  
Smart Fix 120 mm



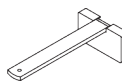
**SG 11210**  
Square Smart Fix 60 mm



**SG 11211**  
Square Smart Fix 80 mm



**SG 11212**  
Square Smart Fix 100 mm



**SG 11213**  
Square Smart Fix 120 mm



**SG 11480**  
Funkwandsender 1-Kanal



**SG 11490**  
Funkwandsender 5+1-Kanal





## *The Architects of Silence*

***Silent Gliss ist der weltweit führende Gesamtanbieter für hochwertigen innenliegenden Sicht- und Sonnenschutz. Mit modernster Technologie und unermüdlichem Präzisionsstreben werden in der Schweiz seit 1952 Beschattungssysteme entwickelt, die so lautlos und leichtgängig sind wie keine anderen auf der Welt.***

*Angetrieben von Kundenbedürfnissen bieten wir funktionelle und wartungsfreie Produkte nach Mass. Fachkundige technische Beratung im Wohn- und Objektbereich sowie Installations- und Supportdienstleistungen runden das Angebot ab. Silent Gliss steht für innovative, nachhaltige und komfortable Lösungen nach Mass, aussergewöhnliches Design und erstklassige Qualität.*

### **Silent Gliss AG**

Ostermundigenstrasse 99a  
3006 Bern

**T** +41 32 387 11 11

**F** +41 32 387 11 40

info@silentgliss.ch

**silentgliss.ch**