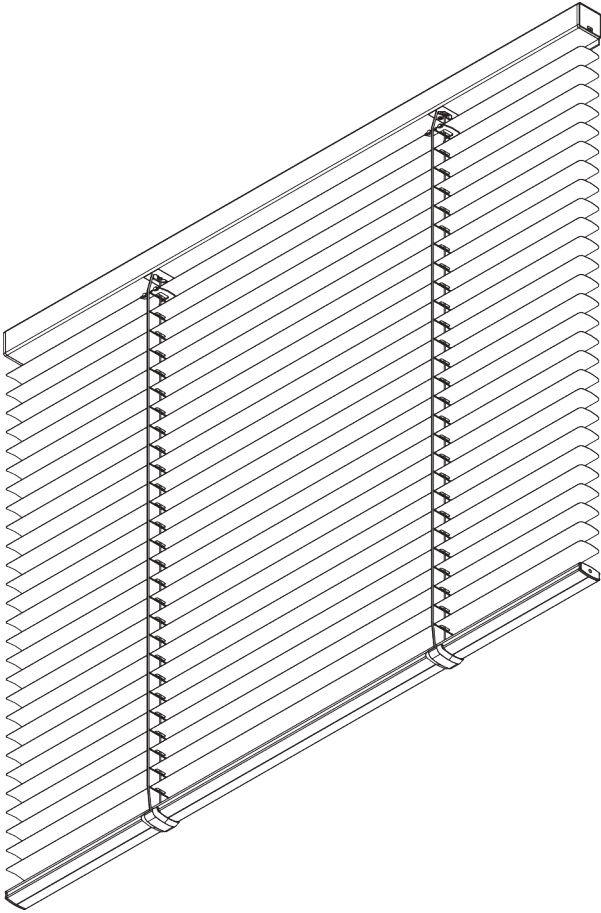
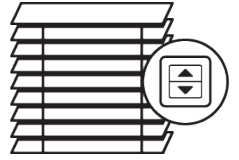


SG 8250



PRODUKTINFORMATIONEN

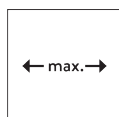
- **Bedienung:** Motor
- **Grösse:** S - M
- **Montage:** Decke, Wand
- **Farben:** siehe Silent Gliss Jalousienkollektion

Merkmale:

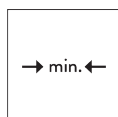
- Optimaler Sicht- und Blendschutz
- Vielfältige Steuerungsmöglichkeiten
- Lamellenbreite: 25 mm (Standard), 16 mm

SYSTEMSPEZIFIKATIONEN

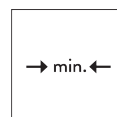
A. MASSE / GEWICHT



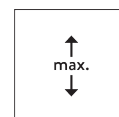
3 m



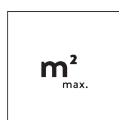
65 cm
(bis zu einer Höhe von
2 m)



80 cm
(bis zu einer Höhe von
3.4 m)



3.4 m



5 m²

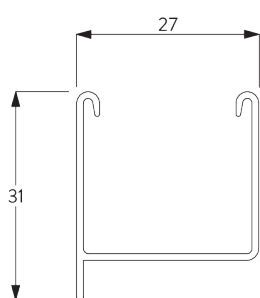
Lamellen Pakethöhen

		50	100	150	200	250	300	340
16 / 25 mm	X	6	8	10	12	14	15	17

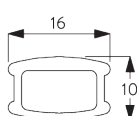
(cm)

B. PROFIL

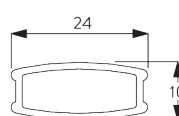
Profilinformatoren



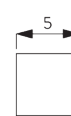
SG 8102
Profil



SG 8003
Beschwerung 16 mm

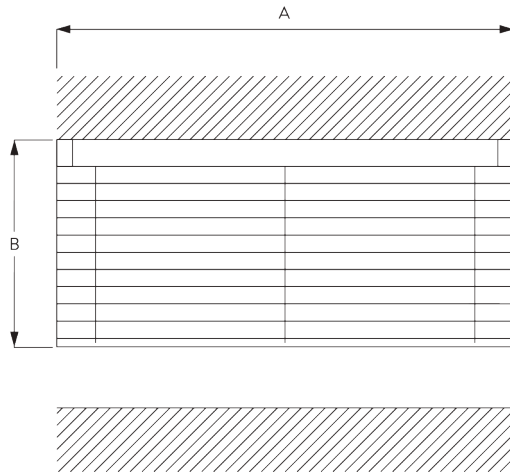


SG 8004
Beschwerung 24 mm



SG 8025
Welle 5x5 mm

C. MASSAUFNAHME



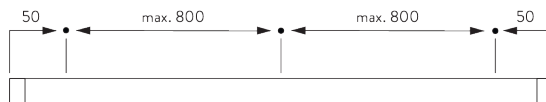
A: Systembreite
B: Systemhöhe

MONTAGE

A. MONTAGE- INFORMATIONEN

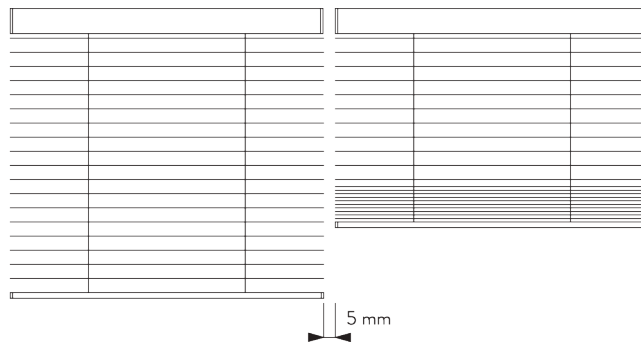
Detaillierte Montageinformationen siehe
Silent Gliss Website

Montagepunkte



Achtung:
Träger SG 8201 nie über einer Rolle positionieren.

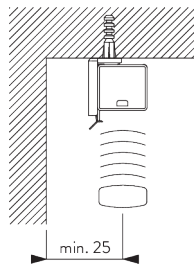
Seite-an-Seite Montage

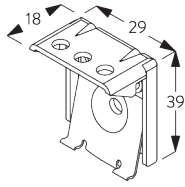


Min. Distanz: 5 mm

B. DECKEN- MONTAGE

Träger SG 8201



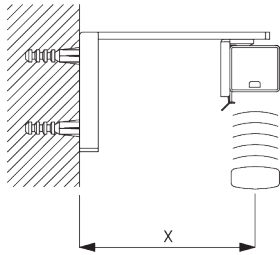


SG 8201

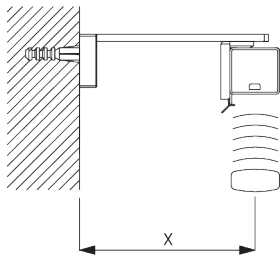
Träger

C. WANDMONTAGE

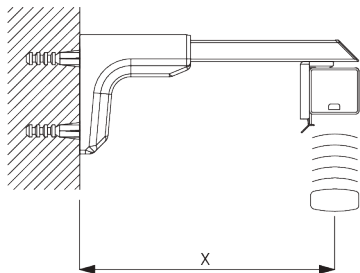
Smart Fix



Smart Fix SG 11200 - SG 11203 und Träger SG 8201:
Benötigt Schraube SG 10395 (M4x6).

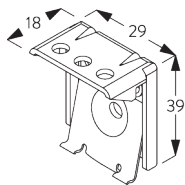


**Square Smart Fix SG 11210 - SG 11213
und Träger SG 8201:**
Benötigt Schraube SG 10395 (M4x6).



**Universal Smart Fix SG 11154 - SG 11156
und Träger SG 8201:**
Benötigt Schraube SG 10407 (M4x10).

Smart Fix	X mm
SG 11200 / SG 11210	57
SG 11201 / SG 11211	77
SG 11202 / SG 11212	97
SG 11203 / SG 11213	117
SG 11154	107-135
SG 11155	137-165
SG 11156	187-215



SG 8201

Träger



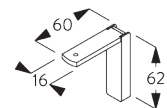
SG 10395

Linsenschraube M4x6



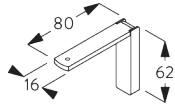
SG 10407

Linsenschraube M4x10

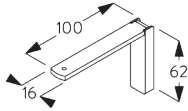


SG 11200

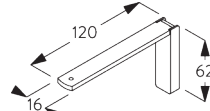
Smart Fix 60 mm



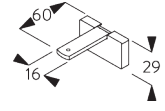
SG 11201
Smart Fix 80 mm



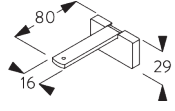
SG 11202
Smart Fix 100 mm



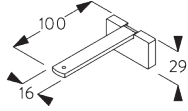
SG 11203
Smart Fix 120 mm



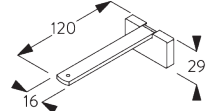
SG 11210
Square Smart Fix 60 mm



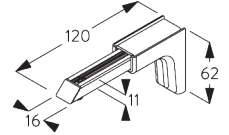
SG 11211
Square Smart Fix 80 mm



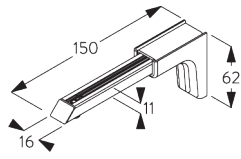
SG 11212
Square Smart Fix 100 mm



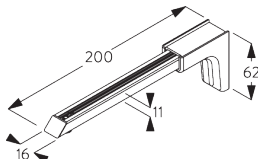
SG 11213
Square Smart Fix 120 mm



SG 11154
Universal Smart Fix 120 mm

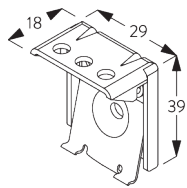
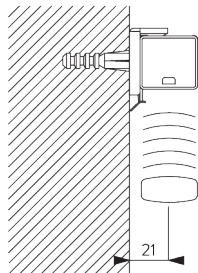


SG 11155
Universal Smart Fix 150 mm



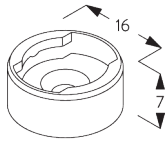
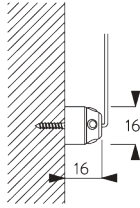
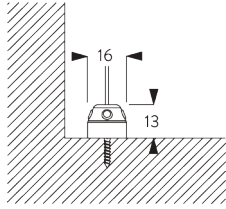
SG 11156
Universal Smart Fix 200 mm

Träger SG 8201

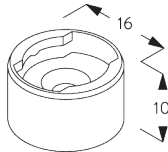


SG 8201
Träger

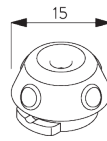
D. SEITLICHE VERSpannung



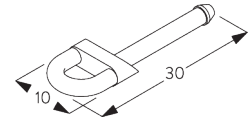
SG 8235
Halter Seitenführung kurz



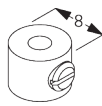
SG 8236
Halter Seitenführung lang



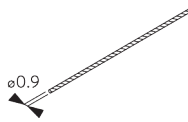
SG 8237
Halter Seitenführung



SG 8241
Öse Seitenführung



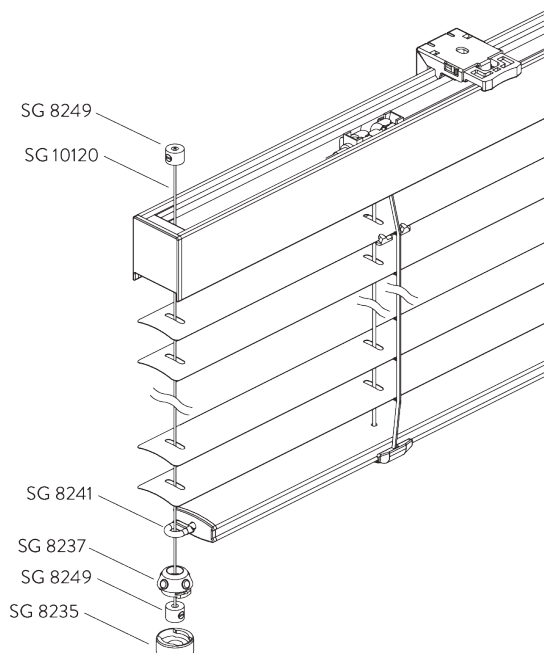
SG 8249
Stelling Seitenführung



SG 10120
Draht Seitenführung ø 0.9 mm

SYSTEMOPTIONEN

A. SEITLICHE VERSpannung



Zubehör:

- 2x SG 8235 Halter Seitenführung kurz
- 2x SG 8237 Halter Seitenführung
- 2x SG 8241 Öse Seitenführung
- 4x SG 8249 Stelling Seitenführung
- 2x SG 10120 Draht Seitenführung ø 0.9 mm

Bemerkung:

- Bis 15° Neigung von der Vertikalen

MOTOREN UND BEDIENUNGSARTEN

A. MOTOREN- MERKMALE

Motor	SG 8060
Motoreigenschaften	
Mechanische Endposition	•
IP Klasse	IP 20
Steuerungsmöglichkeiten	
SG Control L (externer Funkempfänger erforderlich)	•
Geeignet für alle gängigen Hausautomationssysteme (mit passender Schnittstelle)	•

B. MOTOREN- SPEZIFIKATIONEN

Motor	Spannung	Stromstärke	Drehzahl
SG 8060	24 V DC	0.65 A	30 U/Min

Siehe Website für Schaltschema.

C. BEDIENUNGS- ARTEN

Siehe Katalog "Steuerungen" für mehr Details.

Wandschalter



Bedienbar mit drahtgebundenem Wandschalter.

SG Control L



Verschiedene Funkfernsteuerungen erhältlich.
Ein externer Empfänger wird benötigt.



Silent Gliss Move App.

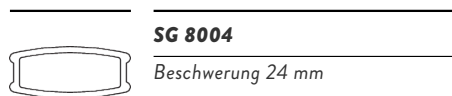
D. SCHALTSCHHEMA



Siehe Silent Gliss Website.

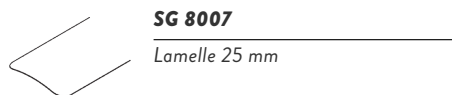
KOMPONENTEN

A. STANDARD KOMPONENTEN



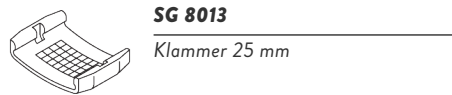
SG 8004

Beschwertung 24 mm



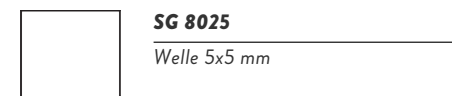
SG 8007

Lamelle 25 mm



SG 8013

Klammer 25 mm



SG 8025

Welle 5x5 mm



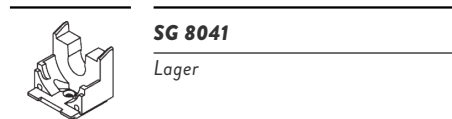
SG 8038

Wellenadapter



SG 8039

Anschlagring



SG 8041

Lager



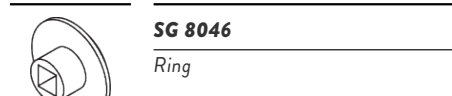
SG 8042

Kegel lang



SG 8044

Abdeckung lang



SG 8046

Ring



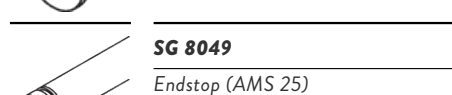
SG 8047

Adapter Kopfprofil



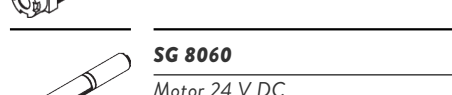
SG 8048

Wellenadapter



SG 8049

Endstop (AMS 25)




SG 8060

Motor 24 V DC




SG 8102

Profil




SG 8106

Enddeckel 25 mm



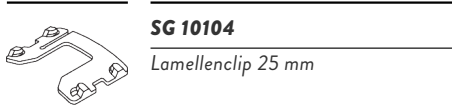
SG 8201

Träger



SG 8239

Enddeckel 25 mm



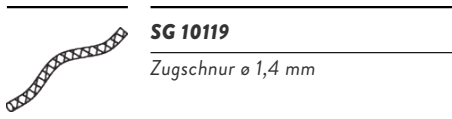
SG 10104

Lamellenclip 25 mm



SG 10117

Leiterkordel 25 mm



SG 10119


Zugschnur ø 1,4 mm



SG 11426

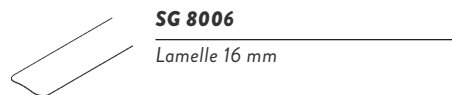
Netzteil 24V / 2A inkl. Kabel mit EU/CH Stecker

B. OPTIONALE KOMPONENTEN



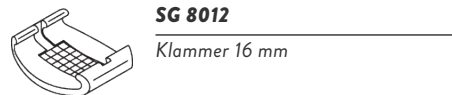
SG 8003

Beschwertung 16 mm



SG 8006

Lamelle 16 mm



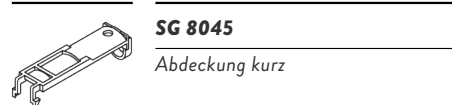
SG 8012

Klammer 16 mm



SG 8043

Kegel kurz




SG 8045

Abdeckung kurz



SG 8235

Halter Seitenführung kurz



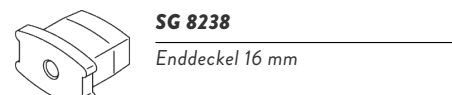
SG 8236

Halter Seitenführung lang




SG 8237

Halter Seitenführung




SG 8238

Enddeckel 16 mm



SG 8241

Öse Seitenführung



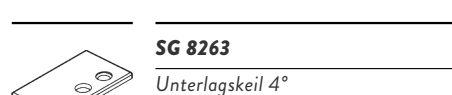
SG 8249

Stellring Seitenführung




SG 8262

Unterlagskeil 10°



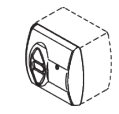
SG 8263

Unterlagskeil 4°



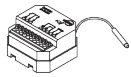
SG 9052

Trafo Netzteil 2,5



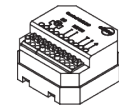
SG 9065

Programmierbarer Schalter



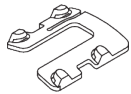
SG 9068

Funkempfänger Revio P



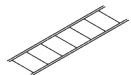
SG 9947

Kontrolleinheit DC, 24 V



SG 10109

Lamellenclip 16 mm



SG 10116

Leiterkordel 16 mm



SG 10120

Draht Seitenführung ø 0.9 mm



SG 10300

Funkhandsender 1-Kanal



SG 10302

Funkhandsender 5+1-Kanal



SG 10303

Funkhandsender 10+2+1-Kanal



SG 10395

Linsenschraube M4x6



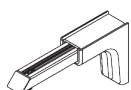
SG 10407

Linsenschraube M4x10



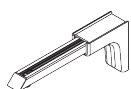
SG 10804

Funkhandsender 15+5+1 Kanal



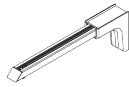
SG 11154

Universal Smart Fix 120 mm



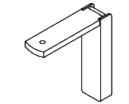
SG 11155

Universal Smart Fix 150 mm



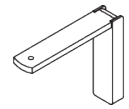
SG 11156

Universal Smart Fix 200 mm



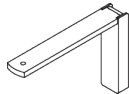
SG 11200

Smart Fix 60 mm



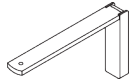
SG 11201

Smart Fix 80 mm



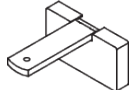
SG 11202

Smart Fix 100 mm



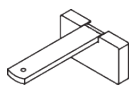
SG 11203

Smart Fix 120 mm



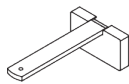
SG 11210

Square Smart Fix 60 mm



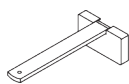
SG 11211

Square Smart Fix 80 mm



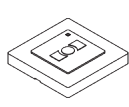
SG 11212

Square Smart Fix 100 mm



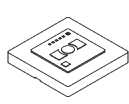
SG 11213

Square Smart Fix 120 mm



SG 11480

Funkwandsender 1-Kanal



SG 11490

Funkwandsender 5+1-Kanal

